

**ILLINOIS DEPARTMENT OF PUBLIC HEALTH
AHERA THREE YEAR REINSPECTION
ASBESTOS PROGRAM
SCHOOL INFORMATION FORM**

THREE-YEAR REINSPECTION

Unit:
Building ID:

IDPH ID Number:

REPORT DATE:

Prepared for:
Chicago Public Schools
42 W. Madison Street
Chicago, IL 60602

Prepared by:
Specialty Consulting, Inc.

2942 W. Van Buren Street

Chicago, IL, 60612

Phone (312) 319-7575

Fax (312) 319-7580

DO NOT REMOVE FROM SCHOOL
REQUIRED BY FEDERAL LAW

Mr. Eric Culbertson
Asbestos Program
Illinois Department of Public Health
525 West Jefferson Street
Springfield, Illinois 62761

Re: Chicago Public Schools - Three-Year Reinspections

Dear Mr.Culbertson:

Specialty Consulting, Inc., Managing Environmental Consultant (MEC), conducted the Three-Year Reinspections and performed management plan updates for the Chicago Public Schools (CPS) facilities in Region 1, 2 Elementary Schools. Please update your records with the following information.

School District: 299	Unit:	Region: 01	IDPH ID:
School:			Building ID:
Address:			

Building Contact: _____ Contact Phone: _____

Current Building Owners: Chicago Public Schools

Reinspection Date:

Review Date:

Inspector: _____ Inspector IDPH License: _____
 Management Planner: _____ Management Planner IDPH License: _____

If you have any questions or comments, please contact us at (312) 319-7575

Sincerely,
Specialty Consulting, Inc.

Tregaron. Chal.

Environmental Notification to Occupants

To: Faculty, Staff and Parents
From: Chicago Public Schools
Date:

RE: , Unit

Dear Faculty, Staff and Parents,

This letter is to notify you that the asbestos three year re-inspection has been completed at , following the Federal Asbestos Hazard Emergency Response Act (AHERA), 40 CFR Part 763, Subpart E and is available for your review at the main office of the school.

Although asbestos-containing building materials have been identified at , there is no reason to believe that any threat to the health of students or staff exists at this time. CPS will continue to carefully monitor the condition of asbestos-containing building materials and if conditions warrant, all appropriate steps will be taken to maintain the health and safety of all building occupants.

If you have any questions regarding this matter or require additional information, please feel free to contact , the designated Local Education Authority's Designated Person at .

Table of Contents

- I. School and Inspection Information
- II. Executive Summary
- III. Methodology
- IV. Abatement History
- V. Reassessments and Recommendations
- VI. Conclusions

Table I: Inspector's Reinspection Findings

Table II: Management Planner's Review

APPENDICES:

- Appendix A: Assessment Sheets, Drawings and Photos
- Appendix B: Inspector and Management Planner Licenses
- Appendix C: Laboratory Accreditations
- Appendix D: Laboratory Results
- Appendix E: Chain of Custody Forms

SCHOOL AND INSPECTION INFORMATION

1. School Information

School: _____ Unit: _____ Region: 01
Address: _____
IDPH ID: _____ Building ID: _____
Contact: _____ Phone: _____

2. Description of Facility

Original Construction: _____ Additional Construction: _____
Total Square Footage: _____ No of Floors: _____
Current Occupancy: _____

3. LEA Designated Person

Contact: _____ Phone: _____
Address: 42 West Madison Street
Chicago, IL 60602


4. Managing Environmental Consultant

MEC: Specialty Consulting, Inc.
Contact: Jigar Shah
Address 2942 W. Van Buren Street
Chicago, IL, 60612
Phone: (312) 319-7575 Fax: (312) 319-7580

5. Inspector

Inspector Name: _____


Inspector IDPH license # _____
Reinspection Date: _____

Signature: 
Date: _____

6. Management Planner

Management Planner Name: _____


Management Planner IDPH license # _____

Signature: 
Date: _____

7. Review Date:

8. LEA Designated Person's Acknowledgement

The reinspection report and recommendations have been received by me and appropriate action will be taken by the School District.

Signature: 
Name: _____ Date: _____

Unit :

Building:

II. EXECUTIVE SUMMARY

was retained by the Chicago Public Schools (CPS) to perform a three-year asbestos reinspection of the . This inspection was conducted in accordance with the United States Environmental Protection Agency (USEPA) Asbestos Hazard Emergency Response Act (AHERA) part 763.85 (b), and the ongoing Operations and Maintenance Program (O&M) originally designed in the School's Asbestos Management Plan. The purpose of this three-year reinspection is to record any condition changes in the asbestos-containing building material (ACBM) in the school since the previous three-year reinspection and the six-month periodic surveillance, to identify, assess, and include any Homogeneous Areas (HA) not identified in the Management Plan, and to recommend an appropriate response action to manage asbestos.

The inspector conducted a three-year reinspection of this facility under Illinois Department of Public Health (IDPH) school reinspection requirements and AHERA, sections 763.85 and 763.88. The main building and each addition to the main building, if constructed at different dates, were inspected separately. Laboratory accreditations are included in Appendix C, laboratory results are included in Appendix D, and chain of custody forms are included in Appendix E.

Note: During previous inspections, some of the HA(s) were identified together as 9" x 9" floor tile (FT), mastics assoc. with 9" x 9" FT, 12" x 12" FT, mastics assoc. with 12" x 12" FT, pipe insulation, etc. Some of these HA(s) have been re-identified by areas that are uniform in color, texture, construction date, application date, and general appearance.

The inspector has determined the following:

A. The following HAs have changed assessment categories for Building :

B. The following new homogenous areas have been identified for Building :

C. This reinspection covered only physically accessible and visible areas and materials that were identified in the LEA's management plan. The following materials were concealed and/or contained in areas that were inaccessible for sampling and have been classified as Assumed:

The following areas were deemed to be inaccessible:

Materials were also listed as "assumed" if they were in good condition and sampling was not conducted to avoid damage.

This reinspection was conducted by , IDPH License # . The Management Plan was updated by , IDPH License # . Inspector and Management Planner Licenses are included in Appendix B.

III. METHODOLOGY

Tasks performed on-site included the following:

1. Review current management plan, identify HA(s) and extract appropriate information.
2. Examine and verify abatement records.
3. Touch and visually and physically reinspect and reassess the condition of all friable known or assumed ACBM.
4. Touch and visually and physically reinspect all non-friable known or assumed ACBM to determine whether these materials have become friable since the last inspection or periodic surveillance.
5. Identify any condition changes that may affect Hazard ranking of known ACBM or Assumed ACBM, as well as any HA(s) that have become friable since the last reinspection.
6. Collect bulk samples from each newly discovered friable HA or previously assumed and submit for laboratory analysis.
7. Tabulate reinspection findings and submit for management planner review and recommendations with appropriate response actions based on the AHERA Damage Category of the ACBM.
8. Submit reinspection findings and management planner recommendations to the LEA within thirty (30) days for inclusion into the management plan.

IV. ABATEMENT HISTORY

The information collected from the existing management plan and inspection report(s) and from interviews with the school official revealed that the following asbestos abatement was conducted at the school since the previous Three year Reinspection.

Abatement Dates:

V. REASSESSMENTS AND RECOMMENDATIONS

The reassessments and recommendations are summarized in Tables I and II on the following pages. Detailed Hazard Assessment Sheets and Drawings and Photos (if applicable) are included in Appendix A.

VI. CONCLUSIONS

The Building Three-Year reinspection has been completed and response actions have been recommended for both friable and non-friable ACBM. A timely execution of the response actions recommended will enable the LEA and the Designated Person(s) to effectively manage the existing ACBM.

This three-year reinspection report should be inserted in the current Management plan at the CPS Central Office, and one (1) copy should be kept at the school for use when planning any renovation and/or demolition activities in areas where ACBM has been identified. Also, periodic surveillance documentation and any summary reports from any response actions that are executed at the school should be used to update the Management Plan.

III. METHODOLOGY

Tasks performed on-site included the following:

1. Review current management plan, identify HA(s) and extract appropriate information.
2. Examine and verify abatement records.
3. Touch and visually and physically reinspect and reassess the condition of all friable known or assumed ACBM.
4. Touch and visually and physically reinspect all non-friable known or assumed ACBM to determine whether these materials have become friable since the last inspection or periodic surveillance.
5. Identify any condition changes that may affect Hazard ranking of known ACBM or Assumed ACBM, as well as any HA(s) that have become friable since the last reinspection.
6. Collect bulk samples from each newly discovered friable HA or previously assumed and submit for laboratory analysis.
7. Tabulate reinspection findings and submit for management planner review and recommendations with appropriate response actions based on the AHERA Damage Category of the ACBM.
8. Submit reinspection findings and management planner recommendations to the LEA within thirty (30) days for inclusion into the management plan.

IV. ABATEMENT HISTORY

The information collected from the existing management plan and inspection report(s) and from interviews with the school official revealed that the following asbestos abatement was conducted at the school since the previous Three year Reinspection.

Abatement Dates:

V. REASSESSMENTS AND RECOMMENDATIONS

The reassessments and recommendations are summarized in Tables I and II on the following pages. Detailed Hazard Assessment Sheets and Drawings and Photos (if applicable) are included in Appendix A.

VI. CONCLUSIONS

The Building Three-Year reinspection has been completed and response actions have been recommended for both friable and non-friable ACBM. A timely execution of the response actions recommended will enable the LEA and the Designated Person(s) to effectively manage the existing ACBM.

This three-year reinspection report should be inserted in the current Management plan at the CPS Central Office, and one (1) copy should be kept at the school for use when planning any renovation and/or demolition activities in areas where ACBM has been identified. Also, periodic surveillance documentation and any summary reports from any response actions that are executed at the school should be used to update the Management Plan.

III. METHODOLOGY

Tasks performed on-site included the following:

1. Review current management plan, identify HA(s) and extract appropriate information.
2. Examine and verify abatement records.
3. Touch and visually and physically reinspect and reassess the condition of all friable known or assumed ACBM.
4. Touch and visually and physically reinspect all non-friable known or assumed ACBM to determine whether these materials have become friable since the last inspection or periodic surveillance.
5. Identify any condition changes that may affect Hazard ranking of known ACBM or Assumed ACBM, as well as any HA(s) that have become friable since the last reinspection.
6. Collect bulk samples from each newly discovered friable HA or previously assumed and submit for laboratory analysis.
7. Tabulate reinspection findings and submit for management planner review and recommendations with appropriate response actions based on the AHERA Damage Category of the ACBM.
8. Submit reinspection findings and management planner recommendations to the LEA within thirty (30) days for inclusion into the management plan.

IV. ABATEMENT HISTORY

The information collected from the existing management plan and inspection report(s) and from interviews with the school official revealed that the following asbestos abatement was conducted at the school since the previous Three year Reinspection.

Abatement Dates:

V. REASSESSMENTS AND RECOMMENDATIONS

The reassessments and recommendations are summarized in Tables I and II on the following pages. Detailed Hazard Assessment Sheets and Drawings and Photos (if applicable) are included in Appendix A.

VI. CONCLUSIONS

The Building Three-Year reinspection has been completed and response actions have been recommended for both friable and non-friable ACBM. A timely execution of the response actions recommended will enable the LEA and the Designated Person(s) to effectively manage the existing ACBM.

This three-year reinspection report should be inserted in the current Management plan at the CPS Central Office, and one (1) copy should be kept at the school for use when planning any renovation and/or demolition activities in areas where ACBM has been identified. Also, periodic surveillance documentation and any summary reports from any response actions that are executed at the school should be used to update the Management Plan.

III. METHODOLOGY

Tasks performed on-site included the following:

1. Review current management plan, identify HA(s) and extract appropriate information.
2. Examine and verify abatement records.
3. Touch and visually and physically reinspect and reassess the condition of all friable known or assumed ACBM.
4. Touch and visually and physically reinspect all non-friable known or assumed ACBM to determine whether these materials have become friable since the last inspection or periodic surveillance.
5. Identify any condition changes that may affect Hazard ranking of known ACBM or Assumed ACBM, as well as any HA(s) that have become friable since the last reinspection.
6. Collect bulk samples from each newly discovered friable HA or previously assumed and submit for laboratory analysis.
7. Tabulate reinspection findings and submit for management planner review and recommendations with appropriate response actions based on the AHERA Damage Category of the ACBM.
8. Submit reinspection findings and management planner recommendations to the LEA within thirty (30) days for inclusion into the management plan.

IV. ABATEMENT HISTORY

The information collected from the existing management plan and inspection report(s) and from interviews with the school official revealed that the following asbestos abatement was conducted at the school since the previous Three year Reinspection.

Abatement Dates:

V. REASSESSMENTS AND RECOMMENDATIONS

The reassessments and recommendations are summarized in Tables I and II on the following pages. Detailed Hazard Assessment Sheets and Drawings and Photos (if applicable) are included in Appendix A.

VI. CONCLUSIONS

The Building Three-Year reinspection has been completed and response actions have been recommended for both friable and non-friable ACBM. A timely execution of the response actions recommended will enable the LEA and the Designated Person(s) to effectively manage the existing ACBM.

This three-year reinspection report should be inserted in the current Management plan at the CPS Central Office, and one (1) copy should be kept at the school for use when planning any renovation and/or demolition activities in areas where ACBM has been identified. Also, periodic surveillance documentation and any summary reports from any response actions that are executed at the school should be used to update the Management Plan.

III. METHODOLOGY

Tasks performed on-site included the following:

1. Review current management plan, identify HA(s) and extract appropriate information.
2. Examine and verify abatement records.
3. Touch and visually and physically reinspect and reassess the condition of all friable known or assumed ACBM.
4. Touch and visually and physically reinspect all non-friable known or assumed ACBM to determine whether these materials have become friable since the last inspection or periodic surveillance.
5. Identify any condition changes that may affect Hazard ranking of known ACBM or Assumed ACBM, as well as any HA(s) that have become friable since the last reinspection.
6. Collect bulk samples from each newly discovered friable HA or previously assumed and submit for laboratory analysis.
7. Tabulate reinspection findings and submit for management planner review and recommendations with appropriate response actions based on the AHERA Damage Category of the ACBM.
8. Submit reinspection findings and management planner recommendations to the LEA within thirty (30) days for inclusion into the management plan.

IV. ABATEMENT HISTORY

The information collected from the existing management plan and inspection report(s) and from interviews with the school official revealed that the following asbestos abatement was conducted at the school since the previous Three year Reinspection.

Abatement Dates:

V. REASSESSMENTS AND RECOMMENDATIONS

The reassessments and recommendations are summarized in Tables I and II on the following pages. Detailed Hazard Assessment Sheets and Drawings and Photos (if applicable) are included in Appendix A.

VI. CONCLUSIONS

The Building Three-Year reinspection has been completed and response actions have been recommended for both friable and non-friable ACBM. A timely execution of the response actions recommended will enable the LEA and the Designated Person(s) to effectively manage the existing ACBM.

This three-year reinspection report should be inserted in the current Management plan at the CPS Central Office, and one (1) copy should be kept at the school for use when planning any renovation and/or demolition activities in areas where ACBM has been identified. Also, periodic surveillance documentation and any summary reports from any response actions that are executed at the school should be used to update the Management Plan.

III. METHODOLOGY

Tasks performed on-site included the following:

1. Review current management plan, identify HA(s) and extract appropriate information.
2. Examine and verify abatement records.
3. Touch and visually and physically reinspect and reassess the condition of all friable known or assumed ACBM.
4. Touch and visually and physically reinspect all non-friable known or assumed ACBM to determine whether these materials have become friable since the last inspection or periodic surveillance.
5. Identify any condition changes that may affect Hazard ranking of known ACBM or Assumed ACBM, as well as any HA(s) that have become friable since the last reinspection.
6. Collect bulk samples from each newly discovered friable HA or previously assumed and submit for laboratory analysis.
7. Tabulate reinspection findings and submit for management planner review and recommendations with appropriate response actions based on the AHERA Damage Category of the ACBM.
8. Submit reinspection findings and management planner recommendations to the LEA within thirty (30) days for inclusion into the management plan.

IV. ABATEMENT HISTORY

The information collected from the existing management plan and inspection report(s) and from interviews with the school official revealed that the following asbestos abatement was conducted at the school since the previous Three year Reinspection.

Abatement Dates:

V. REASSESSMENTS AND RECOMMENDATIONS

The reassessments and recommendations are summarized in Tables I and II on the following pages. Detailed Hazard Assessment Sheets and Drawings and Photos (if applicable) are included in Appendix A.

VI. CONCLUSIONS

The Building Three-Year reinspection has been completed and response actions have been recommended for both friable and non-friable ACBM. A timely execution of the response actions recommended will enable the LEA and the Designated Person(s) to effectively manage the existing ACBM.

This three-year reinspection report should be inserted in the current Management plan at the CPS Central Office, and one (1) copy should be kept at the school for use when planning any renovation and/or demolition activities in areas where ACBM has been identified. Also, periodic surveillance documentation and any summary reports from any response actions that are executed at the school should be used to update the Management Plan.

III. METHODOLOGY

Tasks performed on-site included the following:

1. Review current management plan, identify HA(s) and extract appropriate information.
2. Examine and verify abatement records.
3. Touch and visually and physically reinspect and reassess the condition of all friable known or assumed ACBM.
4. Touch and visually and physically reinspect all non-friable known or assumed ACBM to determine whether these materials have become friable since the last inspection or periodic surveillance.
5. Identify any condition changes that may affect Hazard ranking of known ACBM or Assumed ACBM, as well as any HA(s) that have become friable since the last reinspection.
6. Collect bulk samples from each newly discovered friable HA or previously assumed and submit for laboratory analysis.
7. Tabulate reinspection findings and submit for management planner review and recommendations with appropriate response actions based on the AHERA Damage Category of the ACBM.
8. Submit reinspection findings and management planner recommendations to the LEA within thirty (30) days for inclusion into the management plan.

IV. ABATEMENT HISTORY

The information collected from the existing management plan and inspection report(s) and from interviews with the school official revealed that the following asbestos abatement was conducted at the school since the previous Three year Reinspection.

Abatement Dates:

V. REASSESSMENTS AND RECOMMENDATIONS

The reassessments and recommendations are summarized in Tables I and II on the following pages. Detailed Hazard Assessment Sheets and Drawings and Photos (if applicable) are included in Appendix A.

VI. CONCLUSIONS

The Building Three-Year reinspection has been completed and response actions have been recommended for both friable and non-friable ACBM. A timely execution of the response actions recommended will enable the LEA and the Designated Person(s) to effectively manage the existing ACBM.

This three-year reinspection report should be inserted in the current Management plan at the CPS Central Office, and one (1) copy should be kept at the school for use when planning any renovation and/or demolition activities in areas where ACBM has been identified. Also, periodic surveillance documentation and any summary reports from any response actions that are executed at the school should be used to update the Management Plan.

III. METHODOLOGY

Tasks performed on-site included the following:

1. Review current management plan, identify HA(s) and extract appropriate information.
2. Examine and verify abatement records.
3. Touch and visually and physically reinspect and reassess the condition of all friable known or assumed ACBM.
4. Touch and visually and physically reinspect all non-friable known or assumed ACBM to determine whether these materials have become friable since the last inspection or periodic surveillance.
5. Identify any condition changes that may affect Hazard ranking of known ACBM or Assumed ACBM, as well as any HA(s) that have become friable since the last reinspection.
6. Collect bulk samples from each newly discovered friable HA or previously assumed and submit for laboratory analysis.
7. Tabulate reinspection findings and submit for management planner review and recommendations with appropriate response actions based on the AHERA Damage Category of the ACBM.
8. Submit reinspection findings and management planner recommendations to the LEA within thirty (30) days for inclusion into the management plan.

IV. ABATEMENT HISTORY

The information collected from the existing management plan and inspection report(s) and from interviews with the school official revealed that the following asbestos abatement was conducted at the school since the previous Three year Reinspection.

Abatement Dates:

V. REASSESSMENTS AND RECOMMENDATIONS

The reassessments and recommendations are summarized in Tables I and II on the following pages. Detailed Hazard Assessment Sheets and Drawings and Photos (if applicable) are included in Appendix A.

VI. CONCLUSIONS

The Building Three-Year reinspection has been completed and response actions have been recommended for both friable and non-friable ACBM. A timely execution of the response actions recommended will enable the LEA and the Designated Person(s) to effectively manage the existing ACBM.

This three-year reinspection report should be inserted in the current Management plan at the CPS Central Office, and one (1) copy should be kept at the school for use when planning any renovation and/or demolition activities in areas where ACBM has been identified. Also, periodic surveillance documentation and any summary reports from any response actions that are executed at the school should be used to update the Management Plan.

III. METHODOLOGY

Tasks performed on-site included the following:

1. Review current management plan, identify HA(s) and extract appropriate information.
2. Examine and verify abatement records.
3. Touch and visually and physically reinspect and reassess the condition of all friable known or assumed ACBM.
4. Touch and visually and physically reinspect all non-friable known or assumed ACBM to determine whether these materials have become friable since the last inspection or periodic surveillance.
5. Identify any condition changes that may affect Hazard ranking of known ACBM or Assumed ACBM, as well as any HA(s) that have become friable since the last reinspection.
6. Collect bulk samples from each newly discovered friable HA or previously assumed and submit for laboratory analysis.
7. Tabulate reinspection findings and submit for management planner review and recommendations with appropriate response actions based on the AHERA Damage Category of the ACBM.
8. Submit reinspection findings and management planner recommendations to the LEA within thirty (30) days for inclusion into the management plan.

IV. ABATEMENT HISTORY

The information collected from the existing management plan and inspection report(s) and from interviews with the school official revealed that the following asbestos abatement was conducted at the school since the previous Three year Reinspection.

Abatement Dates:

V. REASSESSMENTS AND RECOMMENDATIONS

The reassessments and recommendations are summarized in Tables I and II on the following pages. Detailed Hazard Assessment Sheets and Drawings and Photos (if applicable) are included in Appendix A.

VI. CONCLUSIONS

The Building Three-Year reinspection has been completed and response actions have been recommended for both friable and non-friable ACBM. A timely execution of the response actions recommended will enable the LEA and the Designated Person(s) to effectively manage the existing ACBM.

This three-year reinspection report should be inserted in the current Management plan at the CPS Central Office, and one (1) copy should be kept at the school for use when planning any renovation and/or demolition activities in areas where ACBM has been identified. Also, periodic surveillance documentation and any summary reports from any response actions that are executed at the school should be used to update the Management Plan.

III. METHODOLOGY

Tasks performed on-site included the following:

1. Review current management plan, identify HA(s) and extract appropriate information.
2. Examine and verify abatement records.
3. Touch and visually and physically reinspect and reassess the condition of all friable known or assumed ACBM.
4. Touch and visually and physically reinspect all non-friable known or assumed ACBM to determine whether these materials have become friable since the last inspection or periodic surveillance.
5. Identify any condition changes that may affect Hazard ranking of known ACBM or Assumed ACBM, as well as any HA(s) that have become friable since the last reinspection.
6. Collect bulk samples from each newly discovered friable HA or previously assumed and submit for laboratory analysis.
7. Tabulate reinspection findings and submit for management planner review and recommendations with appropriate response actions based on the AHERA Damage Category of the ACBM.
8. Submit reinspection findings and management planner recommendations to the LEA within thirty (30) days for inclusion into the management plan.

IV. ABATEMENT HISTORY

The information collected from the existing management plan and inspection report(s) and from interviews with the school official revealed that the following asbestos abatement was conducted at the school since the previous Three year Reinspection.

Abatement Dates:

V. REASSESSMENTS AND RECOMMENDATIONS

The reassessments and recommendations are summarized in Tables I and II on the following pages. Detailed Hazard Assessment Sheets and Drawings and Photos (if applicable) are included in Appendix A.

VI. CONCLUSIONS

The Building Three-Year reinspection has been completed and response actions have been recommended for both friable and non-friable ACBM. A timely execution of the response actions recommended will enable the LEA and the Designated Person(s) to effectively manage the existing ACBM.

This three-year reinspection report should be inserted in the current Management plan at the CPS Central Office, and one (1) copy should be kept at the school for use when planning any renovation and/or demolition activities in areas where ACBM has been identified. Also, periodic surveillance documentation and any summary reports from any response actions that are executed at the school should be used to update the Management Plan.

III. METHODOLOGY

Tasks performed on-site included the following:

1. Review current management plan, identify HA(s) and extract appropriate information.
2. Examine and verify abatement records.
3. Touch and visually and physically reinspect and reassess the condition of all friable known or assumed ACBM.
4. Touch and visually and physically reinspect all non-friable known or assumed ACBM to determine whether these materials have become friable since the last inspection or periodic surveillance.
5. Identify any condition changes that may affect Hazard ranking of known ACBM or Assumed ACBM, as well as any HA(s) that have become friable since the last reinspection.
6. Collect bulk samples from each newly discovered friable HA or previously assumed and submit for laboratory analysis.
7. Tabulate reinspection findings and submit for management planner review and recommendations with appropriate response actions based on the AHERA Damage Category of the ACBM.
8. Submit reinspection findings and management planner recommendations to the LEA within thirty (30) days for inclusion into the management plan.

IV. ABATEMENT HISTORY

The information collected from the existing management plan and inspection report(s) and from interviews with the school official revealed that the following asbestos abatement was conducted at the school since the previous Three year Reinspection.

Abatement Dates:

V. REASSESSMENTS AND RECOMMENDATIONS

The reassessments and recommendations are summarized in Tables I and II on the following pages. Detailed Hazard Assessment Sheets and Drawings and Photos (if applicable) are included in Appendix A.

VI. CONCLUSIONS

The Building Three-Year reinspection has been completed and response actions have been recommended for both friable and non-friable ACBM. A timely execution of the response actions recommended will enable the LEA and the Designated Person(s) to effectively manage the existing ACBM.

This three-year reinspection report should be inserted in the current Management plan at the CPS Central Office, and one (1) copy should be kept at the school for use when planning any renovation and/or demolition activities in areas where ACBM has been identified. Also, periodic surveillance documentation and any summary reports from any response actions that are executed at the school should be used to update the Management Plan.

III. METHODOLOGY

Tasks performed on-site included the following:

1. Review current management plan, identify HA(s) and extract appropriate information.
2. Examine and verify abatement records.
3. Touch and visually and physically reinspect and reassess the condition of all friable known or assumed ACBM.
4. Touch and visually and physically reinspect all non-friable known or assumed ACBM to determine whether these materials have become friable since the last inspection or periodic surveillance.
5. Identify any condition changes that may affect Hazard ranking of known ACBM or Assumed ACBM, as well as any HA(s) that have become friable since the last reinspection.
6. Collect bulk samples from each newly discovered friable HA or previously assumed and submit for laboratory analysis.
7. Tabulate reinspection findings and submit for management planner review and recommendations with appropriate response actions based on the AHERA Damage Category of the ACBM.
8. Submit reinspection findings and management planner recommendations to the LEA within thirty (30) days for inclusion into the management plan.

IV. ABATEMENT HISTORY

The information collected from the existing management plan and inspection report(s) and from interviews with the school official revealed that the following asbestos abatement was conducted at the school since the previous Three year Reinspection.

Abatement Dates:

V. REASSESSMENTS AND RECOMMENDATIONS

The reassessments and recommendations are summarized in Tables I and II on the following pages. Detailed Hazard Assessment Sheets and Drawings and Photos (if applicable) are included in Appendix A.

VI. CONCLUSIONS

The Building Three-Year reinspection has been completed and response actions have been recommended for both friable and non-friable ACBM. A timely execution of the response actions recommended will enable the LEA and the Designated Person(s) to effectively manage the existing ACBM.

This three-year reinspection report should be inserted in the current Management plan at the CPS Central Office, and one (1) copy should be kept at the school for use when planning any renovation and/or demolition activities in areas where ACBM has been identified. Also, periodic surveillance documentation and any summary reports from any response actions that are executed at the school should be used to update the Management Plan.

III. METHODOLOGY

Tasks performed on-site included the following:

1. Review current management plan, identify HA(s) and extract appropriate information.
2. Examine and verify abatement records.
3. Touch and visually and physically reinspect and reassess the condition of all friable known or assumed ACBM.
4. Touch and visually and physically reinspect all non-friable known or assumed ACBM to determine whether these materials have become friable since the last inspection or periodic surveillance.
5. Identify any condition changes that may affect Hazard ranking of known ACBM or Assumed ACBM, as well as any HA(s) that have become friable since the last reinspection.
6. Collect bulk samples from each newly discovered friable HA or previously assumed and submit for laboratory analysis.
7. Tabulate reinspection findings and submit for management planner review and recommendations with appropriate response actions based on the AHERA Damage Category of the ACBM.
8. Submit reinspection findings and management planner recommendations to the LEA within thirty (30) days for inclusion into the management plan.

IV. ABATEMENT HISTORY

The information collected from the existing management plan and inspection report(s) and from interviews with the school official revealed that the following asbestos abatement was conducted at the school since the previous Three year Reinspection.

Abatement Dates:

V. REASSESSMENTS AND RECOMMENDATIONS

The reassessments and recommendations are summarized in Tables I and II on the following pages. Detailed Hazard Assessment Sheets and Drawings and Photos (if applicable) are included in Appendix A.

VI. CONCLUSIONS

The Building Three-Year reinspection has been completed and response actions have been recommended for both friable and non-friable ACBM. A timely execution of the response actions recommended will enable the LEA and the Designated Person(s) to effectively manage the existing ACBM.

This three-year reinspection report should be inserted in the current Management plan at the CPS Central Office, and one (1) copy should be kept at the school for use when planning any renovation and/or demolition activities in areas where ACBM has been identified. Also, periodic surveillance documentation and any summary reports from any response actions that are executed at the school should be used to update the Management Plan.

III. METHODOLOGY

Tasks performed on-site included the following:

1. Review current management plan, identify HA(s) and extract appropriate information.
2. Examine and verify abatement records.
3. Touch and visually and physically reinspect and reassess the condition of all friable known or assumed ACBM.
4. Touch and visually and physically reinspect all non-friable known or assumed ACBM to determine whether these materials have become friable since the last inspection or periodic surveillance.
5. Identify any condition changes that may affect Hazard ranking of known ACBM or Assumed ACBM, as well as any HA(s) that have become friable since the last reinspection.
6. Collect bulk samples from each newly discovered friable HA or previously assumed and submit for laboratory analysis.
7. Tabulate reinspection findings and submit for management planner review and recommendations with appropriate response actions based on the AHERA Damage Category of the ACBM.
8. Submit reinspection findings and management planner recommendations to the LEA within thirty (30) days for inclusion into the management plan.

IV. ABATEMENT HISTORY

The information collected from the existing management plan and inspection report(s) and from interviews with the school official revealed that the following asbestos abatement was conducted at the school since the previous Three year Reinspection.

Abatement Dates:

V. REASSESSMENTS AND RECOMMENDATIONS

The reassessments and recommendations are summarized in Tables I and II on the following pages. Detailed Hazard Assessment Sheets and Drawings and Photos (if applicable) are included in Appendix A.

VI. CONCLUSIONS

The Building Three-Year reinspection has been completed and response actions have been recommended for both friable and non-friable ACBM. A timely execution of the response actions recommended will enable the LEA and the Designated Person(s) to effectively manage the existing ACBM.

This three-year reinspection report should be inserted in the current Management plan at the CPS Central Office, and one (1) copy should be kept at the school for use when planning any renovation and/or demolition activities in areas where ACBM has been identified. Also, periodic surveillance documentation and any summary reports from any response actions that are executed at the school should be used to update the Management Plan.

III. METHODOLOGY

Tasks performed on-site included the following:

1. Review current management plan, identify HA(s) and extract appropriate information.
2. Examine and verify abatement records.
3. Touch and visually and physically reinspect and reassess the condition of all friable known or assumed ACBM.
4. Touch and visually and physically reinspect all non-friable known or assumed ACBM to determine whether these materials have become friable since the last inspection or periodic surveillance.
5. Identify any condition changes that may affect Hazard ranking of known ACBM or Assumed ACBM, as well as any HA(s) that have become friable since the last reinspection.
6. Collect bulk samples from each newly discovered friable HA or previously assumed and submit for laboratory analysis.
7. Tabulate reinspection findings and submit for management planner review and recommendations with appropriate response actions based on the AHERA Damage Category of the ACBM.
8. Submit reinspection findings and management planner recommendations to the LEA within thirty (30) days for inclusion into the management plan.

IV. ABATEMENT HISTORY

The information collected from the existing management plan and inspection report(s) and from interviews with the school official revealed that the following asbestos abatement was conducted at the school since the previous Three year Reinspection.

Abatement Dates:

V. REASSESSMENTS AND RECOMMENDATIONS

The reassessments and recommendations are summarized in Tables I and II on the following pages. Detailed Hazard Assessment Sheets and Drawings and Photos (if applicable) are included in Appendix A.

VI. CONCLUSIONS

The Building Three-Year reinspection has been completed and response actions have been recommended for both friable and non-friable ACBM. A timely execution of the response actions recommended will enable the LEA and the Designated Person(s) to effectively manage the existing ACBM.

This three-year reinspection report should be inserted in the current Management plan at the CPS Central Office, and one (1) copy should be kept at the school for use when planning any renovation and/or demolition activities in areas where ACBM has been identified. Also, periodic surveillance documentation and any summary reports from any response actions that are executed at the school should be used to update the Management Plan.

III. METHODOLOGY

Tasks performed on-site included the following:

1. Review current management plan, identify HA(s) and extract appropriate information.
2. Examine and verify abatement records.
3. Touch and visually and physically reinspect and reassess the condition of all friable known or assumed ACBM.
4. Touch and visually and physically reinspect all non-friable known or assumed ACBM to determine whether these materials have become friable since the last inspection or periodic surveillance.
5. Identify any condition changes that may affect Hazard ranking of known ACBM or Assumed ACBM, as well as any HA(s) that have become friable since the last reinspection.
6. Collect bulk samples from each newly discovered friable HA or previously assumed and submit for laboratory analysis.
7. Tabulate reinspection findings and submit for management planner review and recommendations with appropriate response actions based on the AHERA Damage Category of the ACBM.
8. Submit reinspection findings and management planner recommendations to the LEA within thirty (30) days for inclusion into the management plan.

IV. ABATEMENT HISTORY

The information collected from the existing management plan and inspection report(s) and from interviews with the school official revealed that the following asbestos abatement was conducted at the school since the previous Three year Reinspection.

Abatement Dates:

V. REASSESSMENTS AND RECOMMENDATIONS

The reassessments and recommendations are summarized in Tables I and II on the following pages. Detailed Hazard Assessment Sheets and Drawings and Photos (if applicable) are included in Appendix A.

VI. CONCLUSIONS

The Building Three-Year reinspection has been completed and response actions have been recommended for both friable and non-friable ACBM. A timely execution of the response actions recommended will enable the LEA and the Designated Person(s) to effectively manage the existing ACBM.

This three-year reinspection report should be inserted in the current Management plan at the CPS Central Office, and one (1) copy should be kept at the school for use when planning any renovation and/or demolition activities in areas where ACBM has been identified. Also, periodic surveillance documentation and any summary reports from any response actions that are executed at the school should be used to update the Management Plan.

III. METHODOLOGY

Tasks performed on-site included the following:

1. Review current management plan, identify HA(s) and extract appropriate information.
2. Examine and verify abatement records.
3. Touch and visually and physically reinspect and reassess the condition of all friable known or assumed ACBM.
4. Touch and visually and physically reinspect all non-friable known or assumed ACBM to determine whether these materials have become friable since the last inspection or periodic surveillance.
5. Identify any condition changes that may affect Hazard ranking of known ACBM or Assumed ACBM, as well as any HA(s) that have become friable since the last reinspection.
6. Collect bulk samples from each newly discovered friable HA or previously assumed and submit for laboratory analysis.
7. Tabulate reinspection findings and submit for management planner review and recommendations with appropriate response actions based on the AHERA Damage Category of the ACBM.
8. Submit reinspection findings and management planner recommendations to the LEA within thirty (30) days for inclusion into the management plan.

IV. ABATEMENT HISTORY

The information collected from the existing management plan and inspection report(s) and from interviews with the school official revealed that the following asbestos abatement was conducted at the school since the previous Three year Reinspection.

Abatement Dates:

V. REASSESSMENTS AND RECOMMENDATIONS

The reassessments and recommendations are summarized in Tables I and II on the following pages. Detailed Hazard Assessment Sheets and Drawings and Photos (if applicable) are included in Appendix A.

VI. CONCLUSIONS

The Building Three-Year reinspection has been completed and response actions have been recommended for both friable and non-friable ACBM. A timely execution of the response actions recommended will enable the LEA and the Designated Person(s) to effectively manage the existing ACBM.

This three-year reinspection report should be inserted in the current Management plan at the CPS Central Office, and one (1) copy should be kept at the school for use when planning any renovation and/or demolition activities in areas where ACBM has been identified. Also, periodic surveillance documentation and any summary reports from any response actions that are executed at the school should be used to update the Management Plan.

III. METHODOLOGY

Tasks performed on-site included the following:

1. Review current management plan, identify HA(s) and extract appropriate information.
2. Examine and verify abatement records.
3. Touch and visually and physically reinspect and reassess the condition of all friable known or assumed ACBM.
4. Touch and visually and physically reinspect all non-friable known or assumed ACBM to determine whether these materials have become friable since the last inspection or periodic surveillance.
5. Identify any condition changes that may affect Hazard ranking of known ACBM or Assumed ACBM, as well as any HA(s) that have become friable since the last reinspection.
6. Collect bulk samples from each newly discovered friable HA or previously assumed and submit for laboratory analysis.
7. Tabulate reinspection findings and submit for management planner review and recommendations with appropriate response actions based on the AHERA Damage Category of the ACBM.
8. Submit reinspection findings and management planner recommendations to the LEA within thirty (30) days for inclusion into the management plan.

IV. ABATEMENT HISTORY

The information collected from the existing management plan and inspection report(s) and from interviews with the school official revealed that the following asbestos abatement was conducted at the school since the previous Three year Reinspection.

Abatement Dates:

V. REASSESSMENTS AND RECOMMENDATIONS

The reassessments and recommendations are summarized in Tables I and II on the following pages. Detailed Hazard Assessment Sheets and Drawings and Photos (if applicable) are included in Appendix A.

VI. CONCLUSIONS

The Building Three-Year reinspection has been completed and response actions have been recommended for both friable and non-friable ACBM. A timely execution of the response actions recommended will enable the LEA and the Designated Person(s) to effectively manage the existing ACBM.

This three-year reinspection report should be inserted in the current Management plan at the CPS Central Office, and one (1) copy should be kept at the school for use when planning any renovation and/or demolition activities in areas where ACBM has been identified. Also, periodic surveillance documentation and any summary reports from any response actions that are executed at the school should be used to update the Management Plan.

III. METHODOLOGY

Tasks performed on-site included the following:

1. Review current management plan, identify HA(s) and extract appropriate information.
2. Examine and verify abatement records.
3. Touch and visually and physically reinspect and reassess the condition of all friable known or assumed ACBM.
4. Touch and visually and physically reinspect all non-friable known or assumed ACBM to determine whether these materials have become friable since the last inspection or periodic surveillance.
5. Identify any condition changes that may affect Hazard ranking of known ACBM or Assumed ACBM, as well as any HA(s) that have become friable since the last reinspection.
6. Collect bulk samples from each newly discovered friable HA or previously assumed and submit for laboratory analysis.
7. Tabulate reinspection findings and submit for management planner review and recommendations with appropriate response actions based on the AHERA Damage Category of the ACBM.
8. Submit reinspection findings and management planner recommendations to the LEA within thirty (30) days for inclusion into the management plan.

IV. ABATEMENT HISTORY

The information collected from the existing management plan and inspection report(s) and from interviews with the school official revealed that the following asbestos abatement was conducted at the school since the previous Three year Reinspection.

Abatement Dates:

V. REASSESSMENTS AND RECOMMENDATIONS

The reassessments and recommendations are summarized in Tables I and II on the following pages. Detailed Hazard Assessment Sheets and Drawings and Photos (if applicable) are included in Appendix A.

VI. CONCLUSIONS

The Building Three-Year reinspection has been completed and response actions have been recommended for both friable and non-friable ACBM. A timely execution of the response actions recommended will enable the LEA and the Designated Person(s) to effectively manage the existing ACBM.

This three-year reinspection report should be inserted in the current Management plan at the CPS Central Office, and one (1) copy should be kept at the school for use when planning any renovation and/or demolition activities in areas where ACBM has been identified. Also, periodic surveillance documentation and any summary reports from any response actions that are executed at the school should be used to update the Management Plan.

III. METHODOLOGY

Tasks performed on-site included the following:

1. Review current management plan, identify HA(s) and extract appropriate information.
2. Examine and verify abatement records.
3. Touch and visually and physically reinspect and reassess the condition of all friable known or assumed ACBM.
4. Touch and visually and physically reinspect all non-friable known or assumed ACBM to determine whether these materials have become friable since the last inspection or periodic surveillance.
5. Identify any condition changes that may affect Hazard ranking of known ACBM or Assumed ACBM, as well as any HA(s) that have become friable since the last reinspection.
6. Collect bulk samples from each newly discovered friable HA or previously assumed and submit for laboratory analysis.
7. Tabulate reinspection findings and submit for management planner review and recommendations with appropriate response actions based on the AHERA Damage Category of the ACBM.
8. Submit reinspection findings and management planner recommendations to the LEA within thirty (30) days for inclusion into the management plan.

IV. ABATEMENT HISTORY

The information collected from the existing management plan and inspection report(s) and from interviews with the school official revealed that the following asbestos abatement was conducted at the school since the previous Three year Reinspection.

Abatement Dates:

V. REASSESSMENTS AND RECOMMENDATIONS

The reassessments and recommendations are summarized in Tables I and II on the following pages. Detailed Hazard Assessment Sheets and Drawings and Photos (if applicable) are included in Appendix A.

VI. CONCLUSIONS

The Building Three-Year reinspection has been completed and response actions have been recommended for both friable and non-friable ACBM. A timely execution of the response actions recommended will enable the LEA and the Designated Person(s) to effectively manage the existing ACBM.

This three-year reinspection report should be inserted in the current Management plan at the CPS Central Office, and one (1) copy should be kept at the school for use when planning any renovation and/or demolition activities in areas where ACBM has been identified. Also, periodic surveillance documentation and any summary reports from any response actions that are executed at the school should be used to update the Management Plan.

III. METHODOLOGY

Tasks performed on-site included the following:

1. Review current management plan, identify HA(s) and extract appropriate information.
2. Examine and verify abatement records.
3. Touch and visually and physically reinspect and reassess the condition of all friable known or assumed ACBM.
4. Touch and visually and physically reinspect all non-friable known or assumed ACBM to determine whether these materials have become friable since the last inspection or periodic surveillance.
5. Identify any condition changes that may affect Hazard ranking of known ACBM or Assumed ACBM, as well as any HA(s) that have become friable since the last reinspection.
6. Collect bulk samples from each newly discovered friable HA or previously assumed and submit for laboratory analysis.
7. Tabulate reinspection findings and submit for management planner review and recommendations with appropriate response actions based on the AHERA Damage Category of the ACBM.
8. Submit reinspection findings and management planner recommendations to the LEA within thirty (30) days for inclusion into the management plan.

IV. ABATEMENT HISTORY

The information collected from the existing management plan and inspection report(s) and from interviews with the school official revealed that the following asbestos abatement was conducted at the school since the previous Three year Reinspection.

Abatement Dates:

V. REASSESSMENTS AND RECOMMENDATIONS

The reassessments and recommendations are summarized in Tables I and II on the following pages. Detailed Hazard Assessment Sheets and Drawings and Photos (if applicable) are included in Appendix A.

VI. CONCLUSIONS

The Building Three-Year reinspection has been completed and response actions have been recommended for both friable and non-friable ACBM. A timely execution of the response actions recommended will enable the LEA and the Designated Person(s) to effectively manage the existing ACBM.

This three-year reinspection report should be inserted in the current Management plan at the CPS Central Office, and one (1) copy should be kept at the school for use when planning any renovation and/or demolition activities in areas where ACBM has been identified. Also, periodic surveillance documentation and any summary reports from any response actions that are executed at the school should be used to update the Management Plan.

III. METHODOLOGY

Tasks performed on-site included the following:

1. Review current management plan, identify HA(s) and extract appropriate information.
2. Examine and verify abatement records.
3. Touch and visually and physically reinspect and reassess the condition of all friable known or assumed ACBM.
4. Touch and visually and physically reinspect all non-friable known or assumed ACBM to determine whether these materials have become friable since the last inspection or periodic surveillance.
5. Identify any condition changes that may affect Hazard ranking of known ACBM or Assumed ACBM, as well as any HA(s) that have become friable since the last reinspection.
6. Collect bulk samples from each newly discovered friable HA or previously assumed and submit for laboratory analysis.
7. Tabulate reinspection findings and submit for management planner review and recommendations with appropriate response actions based on the AHERA Damage Category of the ACBM.
8. Submit reinspection findings and management planner recommendations to the LEA within thirty (30) days for inclusion into the management plan.

IV. ABATEMENT HISTORY

The information collected from the existing management plan and inspection report(s) and from interviews with the school official revealed that the following asbestos abatement was conducted at the school since the previous Three year Reinspection.

Abatement Dates:

V. REASSESSMENTS AND RECOMMENDATIONS

The reassessments and recommendations are summarized in Tables I and II on the following pages. Detailed Hazard Assessment Sheets and Drawings and Photos (if applicable) are included in Appendix A.

VI. CONCLUSIONS

The Building Three-Year reinspection has been completed and response actions have been recommended for both friable and non-friable ACBM. A timely execution of the response actions recommended will enable the LEA and the Designated Person(s) to effectively manage the existing ACBM.

This three-year reinspection report should be inserted in the current Management plan at the CPS Central Office, and one (1) copy should be kept at the school for use when planning any renovation and/or demolition activities in areas where ACBM has been identified. Also, periodic surveillance documentation and any summary reports from any response actions that are executed at the school should be used to update the Management Plan.

III. METHODOLOGY

Tasks performed on-site included the following:

1. Review current management plan, identify HA(s) and extract appropriate information.
2. Examine and verify abatement records.
3. Touch and visually and physically reinspect and reassess the condition of all friable known or assumed ACBM.
4. Touch and visually and physically reinspect all non-friable known or assumed ACBM to determine whether these materials have become friable since the last inspection or periodic surveillance.
5. Identify any condition changes that may affect Hazard ranking of known ACBM or Assumed ACBM, as well as any HA(s) that have become friable since the last reinspection.
6. Collect bulk samples from each newly discovered friable HA or previously assumed and submit for laboratory analysis.
7. Tabulate reinspection findings and submit for management planner review and recommendations with appropriate response actions based on the AHERA Damage Category of the ACBM.
8. Submit reinspection findings and management planner recommendations to the LEA within thirty (30) days for inclusion into the management plan.

IV. ABATEMENT HISTORY

The information collected from the existing management plan and inspection report(s) and from interviews with the school official revealed that the following asbestos abatement was conducted at the school since the previous Three year Reinspection.

Abatement Dates:

V. REASSESSMENTS AND RECOMMENDATIONS

The reassessments and recommendations are summarized in Tables I and II on the following pages. Detailed Hazard Assessment Sheets and Drawings and Photos (if applicable) are included in Appendix A.

VI. CONCLUSIONS

The Building Three-Year reinspection has been completed and response actions have been recommended for both friable and non-friable ACBM. A timely execution of the response actions recommended will enable the LEA and the Designated Person(s) to effectively manage the existing ACBM.

This three-year reinspection report should be inserted in the current Management plan at the CPS Central Office, and one (1) copy should be kept at the school for use when planning any renovation and/or demolition activities in areas where ACBM has been identified. Also, periodic surveillance documentation and any summary reports from any response actions that are executed at the school should be used to update the Management Plan.

III. METHODOLOGY

Tasks performed on-site included the following:

1. Review current management plan, identify HA(s) and extract appropriate information.
2. Examine and verify abatement records.
3. Touch and visually and physically reinspect and reassess the condition of all friable known or assumed ACBM.
4. Touch and visually and physically reinspect all non-friable known or assumed ACBM to determine whether these materials have become friable since the last inspection or periodic surveillance.
5. Identify any condition changes that may affect Hazard ranking of known ACBM or Assumed ACBM, as well as any HA(s) that have become friable since the last reinspection.
6. Collect bulk samples from each newly discovered friable HA or previously assumed and submit for laboratory analysis.
7. Tabulate reinspection findings and submit for management planner review and recommendations with appropriate response actions based on the AHERA Damage Category of the ACBM.
8. Submit reinspection findings and management planner recommendations to the LEA within thirty (30) days for inclusion into the management plan.

IV. ABATEMENT HISTORY

The information collected from the existing management plan and inspection report(s) and from interviews with the school official revealed that the following asbestos abatement was conducted at the school since the previous Three year Reinspection.

Abatement Dates:

V. REASSESSMENTS AND RECOMMENDATIONS

The reassessments and recommendations are summarized in Tables I and II on the following pages. Detailed Hazard Assessment Sheets and Drawings and Photos (if applicable) are included in Appendix A.

VI. CONCLUSIONS

The Building Three-Year reinspection has been completed and response actions have been recommended for both friable and non-friable ACBM. A timely execution of the response actions recommended will enable the LEA and the Designated Person(s) to effectively manage the existing ACBM.

This three-year reinspection report should be inserted in the current Management plan at the CPS Central Office, and one (1) copy should be kept at the school for use when planning any renovation and/or demolition activities in areas where ACBM has been identified. Also, periodic surveillance documentation and any summary reports from any response actions that are executed at the school should be used to update the Management Plan.

III. METHODOLOGY

Tasks performed on-site included the following:

1. Review current management plan, identify HA(s) and extract appropriate information.
2. Examine and verify abatement records.
3. Touch and visually and physically reinspect and reassess the condition of all friable known or assumed ACBM.
4. Touch and visually and physically reinspect all non-friable known or assumed ACBM to determine whether these materials have become friable since the last inspection or periodic surveillance.
5. Identify any condition changes that may affect Hazard ranking of known ACBM or Assumed ACBM, as well as any HA(s) that have become friable since the last reinspection.
6. Collect bulk samples from each newly discovered friable HA or previously assumed and submit for laboratory analysis.
7. Tabulate reinspection findings and submit for management planner review and recommendations with appropriate response actions based on the AHERA Damage Category of the ACBM.
8. Submit reinspection findings and management planner recommendations to the LEA within thirty (30) days for inclusion into the management plan.

IV. ABATEMENT HISTORY

The information collected from the existing management plan and inspection report(s) and from interviews with the school official revealed that the following asbestos abatement was conducted at the school since the previous Three year Reinspection.

Abatement Dates:

V. REASSESSMENTS AND RECOMMENDATIONS

The reassessments and recommendations are summarized in Tables I and II on the following pages. Detailed Hazard Assessment Sheets and Drawings and Photos (if applicable) are included in Appendix A.

VI. CONCLUSIONS

The Building Three-Year reinspection has been completed and response actions have been recommended for both friable and non-friable ACBM. A timely execution of the response actions recommended will enable the LEA and the Designated Person(s) to effectively manage the existing ACBM.

This three-year reinspection report should be inserted in the current Management plan at the CPS Central Office, and one (1) copy should be kept at the school for use when planning any renovation and/or demolition activities in areas where ACBM has been identified. Also, periodic surveillance documentation and any summary reports from any response actions that are executed at the school should be used to update the Management Plan.

III. METHODOLOGY

Tasks performed on-site included the following:

1. Review current management plan, identify HA(s) and extract appropriate information.
2. Examine and verify abatement records.
3. Touch and visually and physically reinspect and reassess the condition of all friable known or assumed ACBM.
4. Touch and visually and physically reinspect all non-friable known or assumed ACBM to determine whether these materials have become friable since the last inspection or periodic surveillance.
5. Identify any condition changes that may affect Hazard ranking of known ACBM or Assumed ACBM, as well as any HA(s) that have become friable since the last reinspection.
6. Collect bulk samples from each newly discovered friable HA or previously assumed and submit for laboratory analysis.
7. Tabulate reinspection findings and submit for management planner review and recommendations with appropriate response actions based on the AHERA Damage Category of the ACBM.
8. Submit reinspection findings and management planner recommendations to the LEA within thirty (30) days for inclusion into the management plan.

IV. ABATEMENT HISTORY

The information collected from the existing management plan and inspection report(s) and from interviews with the school official revealed that the following asbestos abatement was conducted at the school since the previous Three year Reinspection.

Abatement Dates:

V. REASSESSMENTS AND RECOMMENDATIONS

The reassessments and recommendations are summarized in Tables I and II on the following pages. Detailed Hazard Assessment Sheets and Drawings and Photos (if applicable) are included in Appendix A.

VI. CONCLUSIONS

The Building Three-Year reinspection has been completed and response actions have been recommended for both friable and non-friable ACBM. A timely execution of the response actions recommended will enable the LEA and the Designated Person(s) to effectively manage the existing ACBM.

This three-year reinspection report should be inserted in the current Management plan at the CPS Central Office, and one (1) copy should be kept at the school for use when planning any renovation and/or demolition activities in areas where ACBM has been identified. Also, periodic surveillance documentation and any summary reports from any response actions that are executed at the school should be used to update the Management Plan.

III. METHODOLOGY

Tasks performed on-site included the following:

1. Review current management plan, identify HA(s) and extract appropriate information.
2. Examine and verify abatement records.
3. Touch and visually and physically reinspect and reassess the condition of all friable known or assumed ACBM.
4. Touch and visually and physically reinspect all non-friable known or assumed ACBM to determine whether these materials have become friable since the last inspection or periodic surveillance.
5. Identify any condition changes that may affect Hazard ranking of known ACBM or Assumed ACBM, as well as any HA(s) that have become friable since the last reinspection.
6. Collect bulk samples from each newly discovered friable HA or previously assumed and submit for laboratory analysis.
7. Tabulate reinspection findings and submit for management planner review and recommendations with appropriate response actions based on the AHERA Damage Category of the ACBM.
8. Submit reinspection findings and management planner recommendations to the LEA within thirty (30) days for inclusion into the management plan.

IV. ABATEMENT HISTORY

The information collected from the existing management plan and inspection report(s) and from interviews with the school official revealed that the following asbestos abatement was conducted at the school since the previous Three year Reinspection.

Abatement Dates:

V. REASSESSMENTS AND RECOMMENDATIONS

The reassessments and recommendations are summarized in Tables I and II on the following pages. Detailed Hazard Assessment Sheets and Drawings and Photos (if applicable) are included in Appendix A.

VI. CONCLUSIONS

The Building Three-Year reinspection has been completed and response actions have been recommended for both friable and non-friable ACBM. A timely execution of the response actions recommended will enable the LEA and the Designated Person(s) to effectively manage the existing ACBM.

This three-year reinspection report should be inserted in the current Management plan at the CPS Central Office, and one (1) copy should be kept at the school for use when planning any renovation and/or demolition activities in areas where ACBM has been identified. Also, periodic surveillance documentation and any summary reports from any response actions that are executed at the school should be used to update the Management Plan.

III. METHODOLOGY

Tasks performed on-site included the following:

1. Review current management plan, identify HA(s) and extract appropriate information.
2. Examine and verify abatement records.
3. Touch and visually and physically reinspect and reassess the condition of all friable known or assumed ACBM.
4. Touch and visually and physically reinspect all non-friable known or assumed ACBM to determine whether these materials have become friable since the last inspection or periodic surveillance.
5. Identify any condition changes that may affect Hazard ranking of known ACBM or Assumed ACBM, as well as any HA(s) that have become friable since the last reinspection.
6. Collect bulk samples from each newly discovered friable HA or previously assumed and submit for laboratory analysis.
7. Tabulate reinspection findings and submit for management planner review and recommendations with appropriate response actions based on the AHERA Damage Category of the ACBM.
8. Submit reinspection findings and management planner recommendations to the LEA within thirty (30) days for inclusion into the management plan.

IV. ABATEMENT HISTORY

The information collected from the existing management plan and inspection report(s) and from interviews with the school official revealed that the following asbestos abatement was conducted at the school since the previous Three year Reinspection.

Abatement Dates:

V. REASSESSMENTS AND RECOMMENDATIONS

The reassessments and recommendations are summarized in Tables I and II on the following pages. Detailed Hazard Assessment Sheets and Drawings and Photos (if applicable) are included in Appendix A.

VI. CONCLUSIONS

The Building Three-Year reinspection has been completed and response actions have been recommended for both friable and non-friable ACBM. A timely execution of the response actions recommended will enable the LEA and the Designated Person(s) to effectively manage the existing ACBM.

This three-year reinspection report should be inserted in the current Management plan at the CPS Central Office, and one (1) copy should be kept at the school for use when planning any renovation and/or demolition activities in areas where ACBM has been identified. Also, periodic surveillance documentation and any summary reports from any response actions that are executed at the school should be used to update the Management Plan.

III. METHODOLOGY

Tasks performed on-site included the following:

1. Review current management plan, identify HA(s) and extract appropriate information.
2. Examine and verify abatement records.
3. Touch and visually and physically reinspect and reassess the condition of all friable known or assumed ACBM.
4. Touch and visually and physically reinspect all non-friable known or assumed ACBM to determine whether these materials have become friable since the last inspection or periodic surveillance.
5. Identify any condition changes that may affect Hazard ranking of known ACBM or Assumed ACBM, as well as any HA(s) that have become friable since the last reinspection.
6. Collect bulk samples from each newly discovered friable HA or previously assumed and submit for laboratory analysis.
7. Tabulate reinspection findings and submit for management planner review and recommendations with appropriate response actions based on the AHERA Damage Category of the ACBM.
8. Submit reinspection findings and management planner recommendations to the LEA within thirty (30) days for inclusion into the management plan.

IV. ABATEMENT HISTORY

The information collected from the existing management plan and inspection report(s) and from interviews with the school official revealed that the following asbestos abatement was conducted at the school since the previous Three year Reinspection.

Abatement Dates:

V. REASSESSMENTS AND RECOMMENDATIONS

The reassessments and recommendations are summarized in Tables I and II on the following pages. Detailed Hazard Assessment Sheets and Drawings and Photos (if applicable) are included in Appendix A.

VI. CONCLUSIONS

The Building Three-Year reinspection has been completed and response actions have been recommended for both friable and non-friable ACBM. A timely execution of the response actions recommended will enable the LEA and the Designated Person(s) to effectively manage the existing ACBM.

This three-year reinspection report should be inserted in the current Management plan at the CPS Central Office, and one (1) copy should be kept at the school for use when planning any renovation and/or demolition activities in areas where ACBM has been identified. Also, periodic surveillance documentation and any summary reports from any response actions that are executed at the school should be used to update the Management Plan.

III. METHODOLOGY

Tasks performed on-site included the following:

1. Review current management plan, identify HA(s) and extract appropriate information.
2. Examine and verify abatement records.
3. Touch and visually and physically reinspect and reassess the condition of all friable known or assumed ACBM.
4. Touch and visually and physically reinspect all non-friable known or assumed ACBM to determine whether these materials have become friable since the last inspection or periodic surveillance.
5. Identify any condition changes that may affect Hazard ranking of known ACBM or Assumed ACBM, as well as any HA(s) that have become friable since the last reinspection.
6. Collect bulk samples from each newly discovered friable HA or previously assumed and submit for laboratory analysis.
7. Tabulate reinspection findings and submit for management planner review and recommendations with appropriate response actions based on the AHERA Damage Category of the ACBM.
8. Submit reinspection findings and management planner recommendations to the LEA within thirty (30) days for inclusion into the management plan.

IV. ABATEMENT HISTORY

The information collected from the existing management plan and inspection report(s) and from interviews with the school official revealed that the following asbestos abatement was conducted at the school since the previous Three year Reinspection.

Abatement Dates:

V. REASSESSMENTS AND RECOMMENDATIONS

The reassessments and recommendations are summarized in Tables I and II on the following pages. Detailed Hazard Assessment Sheets and Drawings and Photos (if applicable) are included in Appendix A.

VI. CONCLUSIONS

The Building Three-Year reinspection has been completed and response actions have been recommended for both friable and non-friable ACBM. A timely execution of the response actions recommended will enable the LEA and the Designated Person(s) to effectively manage the existing ACBM.

This three-year reinspection report should be inserted in the current Management plan at the CPS Central Office, and one (1) copy should be kept at the school for use when planning any renovation and/or demolition activities in areas where ACBM has been identified. Also, periodic surveillance documentation and any summary reports from any response actions that are executed at the school should be used to update the Management Plan.

III. METHODOLOGY

Tasks performed on-site included the following:

1. Review current management plan, identify HA(s) and extract appropriate information.
2. Examine and verify abatement records.
3. Touch and visually and physically reinspect and reassess the condition of all friable known or assumed ACBM.
4. Touch and visually and physically reinspect all non-friable known or assumed ACBM to determine whether these materials have become friable since the last inspection or periodic surveillance.
5. Identify any condition changes that may affect Hazard ranking of known ACBM or Assumed ACBM, as well as any HA(s) that have become friable since the last reinspection.
6. Collect bulk samples from each newly discovered friable HA or previously assumed and submit for laboratory analysis.
7. Tabulate reinspection findings and submit for management planner review and recommendations with appropriate response actions based on the AHERA Damage Category of the ACBM.
8. Submit reinspection findings and management planner recommendations to the LEA within thirty (30) days for inclusion into the management plan.

IV. ABATEMENT HISTORY

The information collected from the existing management plan and inspection report(s) and from interviews with the school official revealed that the following asbestos abatement was conducted at the school since the previous Three year Reinspection.

Abatement Dates:

V. REASSESSMENTS AND RECOMMENDATIONS

The reassessments and recommendations are summarized in Tables I and II on the following pages. Detailed Hazard Assessment Sheets and Drawings and Photos (if applicable) are included in Appendix A.

VI. CONCLUSIONS

The Building Three-Year reinspection has been completed and response actions have been recommended for both friable and non-friable ACBM. A timely execution of the response actions recommended will enable the LEA and the Designated Person(s) to effectively manage the existing ACBM.

This three-year reinspection report should be inserted in the current Management plan at the CPS Central Office, and one (1) copy should be kept at the school for use when planning any renovation and/or demolition activities in areas where ACBM has been identified. Also, periodic surveillance documentation and any summary reports from any response actions that are executed at the school should be used to update the Management Plan.

III. METHODOLOGY

Tasks performed on-site included the following:

1. Review current management plan, identify HA(s) and extract appropriate information.
2. Examine and verify abatement records.
3. Touch and visually and physically reinspect and reassess the condition of all friable known or assumed ACBM.
4. Touch and visually and physically reinspect all non-friable known or assumed ACBM to determine whether these materials have become friable since the last inspection or periodic surveillance.
5. Identify any condition changes that may affect Hazard ranking of known ACBM or Assumed ACBM, as well as any HA(s) that have become friable since the last reinspection.
6. Collect bulk samples from each newly discovered friable HA or previously assumed and submit for laboratory analysis.
7. Tabulate reinspection findings and submit for management planner review and recommendations with appropriate response actions based on the AHERA Damage Category of the ACBM.
8. Submit reinspection findings and management planner recommendations to the LEA within thirty (30) days for inclusion into the management plan.

IV. ABATEMENT HISTORY

The information collected from the existing management plan and inspection report(s) and from interviews with the school official revealed that the following asbestos abatement was conducted at the school since the previous Three year Reinspection.

Abatement Dates:

V. REASSESSMENTS AND RECOMMENDATIONS

The reassessments and recommendations are summarized in Tables I and II on the following pages. Detailed Hazard Assessment Sheets and Drawings and Photos (if applicable) are included in Appendix A.

VI. CONCLUSIONS

The Building Three-Year reinspection has been completed and response actions have been recommended for both friable and non-friable ACBM. A timely execution of the response actions recommended will enable the LEA and the Designated Person(s) to effectively manage the existing ACBM.

This three-year reinspection report should be inserted in the current Management plan at the CPS Central Office, and one (1) copy should be kept at the school for use when planning any renovation and/or demolition activities in areas where ACBM has been identified. Also, periodic surveillance documentation and any summary reports from any response actions that are executed at the school should be used to update the Management Plan.

III. METHODOLOGY

Tasks performed on-site included the following:

1. Review current management plan, identify HA(s) and extract appropriate information.
2. Examine and verify abatement records.
3. Touch and visually and physically reinspect and reassess the condition of all friable known or assumed ACBM.
4. Touch and visually and physically reinspect all non-friable known or assumed ACBM to determine whether these materials have become friable since the last inspection or periodic surveillance.
5. Identify any condition changes that may affect Hazard ranking of known ACBM or Assumed ACBM, as well as any HA(s) that have become friable since the last reinspection.
6. Collect bulk samples from each newly discovered friable HA or previously assumed and submit for laboratory analysis.
7. Tabulate reinspection findings and submit for management planner review and recommendations with appropriate response actions based on the AHERA Damage Category of the ACBM.
8. Submit reinspection findings and management planner recommendations to the LEA within thirty (30) days for inclusion into the management plan.

IV. ABATEMENT HISTORY

The information collected from the existing management plan and inspection report(s) and from interviews with the school official revealed that the following asbestos abatement was conducted at the school since the previous Three year Reinspection.

Abatement Dates:

V. REASSESSMENTS AND RECOMMENDATIONS

The reassessments and recommendations are summarized in Tables I and II on the following pages. Detailed Hazard Assessment Sheets and Drawings and Photos (if applicable) are included in Appendix A.

VI. CONCLUSIONS

The Building Three-Year reinspection has been completed and response actions have been recommended for both friable and non-friable ACBM. A timely execution of the response actions recommended will enable the LEA and the Designated Person(s) to effectively manage the existing ACBM.

This three-year reinspection report should be inserted in the current Management plan at the CPS Central Office, and one (1) copy should be kept at the school for use when planning any renovation and/or demolition activities in areas where ACBM has been identified. Also, periodic surveillance documentation and any summary reports from any response actions that are executed at the school should be used to update the Management Plan.

III. METHODOLOGY

Tasks performed on-site included the following:

1. Review current management plan, identify HA(s) and extract appropriate information.
2. Examine and verify abatement records.
3. Touch and visually and physically reinspect and reassess the condition of all friable known or assumed ACBM.
4. Touch and visually and physically reinspect all non-friable known or assumed ACBM to determine whether these materials have become friable since the last inspection or periodic surveillance.
5. Identify any condition changes that may affect Hazard ranking of known ACBM or Assumed ACBM, as well as any HA(s) that have become friable since the last reinspection.
6. Collect bulk samples from each newly discovered friable HA or previously assumed and submit for laboratory analysis.
7. Tabulate reinspection findings and submit for management planner review and recommendations with appropriate response actions based on the AHERA Damage Category of the ACBM.
8. Submit reinspection findings and management planner recommendations to the LEA within thirty (30) days for inclusion into the management plan.

IV. ABATEMENT HISTORY

The information collected from the existing management plan and inspection report(s) and from interviews with the school official revealed that the following asbestos abatement was conducted at the school since the previous Three year Reinspection.

Abatement Dates:

V. REASSESSMENTS AND RECOMMENDATIONS

The reassessments and recommendations are summarized in Tables I and II on the following pages. Detailed Hazard Assessment Sheets and Drawings and Photos (if applicable) are included in Appendix A.

VI. CONCLUSIONS

The Building Three-Year reinspection has been completed and response actions have been recommended for both friable and non-friable ACBM. A timely execution of the response actions recommended will enable the LEA and the Designated Person(s) to effectively manage the existing ACBM.

This three-year reinspection report should be inserted in the current Management plan at the CPS Central Office, and one (1) copy should be kept at the school for use when planning any renovation and/or demolition activities in areas where ACBM has been identified. Also, periodic surveillance documentation and any summary reports from any response actions that are executed at the school should be used to update the Management Plan.

III. METHODOLOGY

Tasks performed on-site included the following:

1. Review current management plan, identify HA(s) and extract appropriate information.
2. Examine and verify abatement records.
3. Touch and visually and physically reinspect and reassess the condition of all friable known or assumed ACBM.
4. Touch and visually and physically reinspect all non-friable known or assumed ACBM to determine whether these materials have become friable since the last inspection or periodic surveillance.
5. Identify any condition changes that may affect Hazard ranking of known ACBM or Assumed ACBM, as well as any HA(s) that have become friable since the last reinspection.
6. Collect bulk samples from each newly discovered friable HA or previously assumed and submit for laboratory analysis.
7. Tabulate reinspection findings and submit for management planner review and recommendations with appropriate response actions based on the AHERA Damage Category of the ACBM.
8. Submit reinspection findings and management planner recommendations to the LEA within thirty (30) days for inclusion into the management plan.

IV. ABATEMENT HISTORY

The information collected from the existing management plan and inspection report(s) and from interviews with the school official revealed that the following asbestos abatement was conducted at the school since the previous Three year Reinspection.

Abatement Dates:

V. REASSESSMENTS AND RECOMMENDATIONS

The reassessments and recommendations are summarized in Tables I and II on the following pages. Detailed Hazard Assessment Sheets and Drawings and Photos (if applicable) are included in Appendix A.

VI. CONCLUSIONS

The Building Three-Year reinspection has been completed and response actions have been recommended for both friable and non-friable ACBM. A timely execution of the response actions recommended will enable the LEA and the Designated Person(s) to effectively manage the existing ACBM.

This three-year reinspection report should be inserted in the current Management plan at the CPS Central Office, and one (1) copy should be kept at the school for use when planning any renovation and/or demolition activities in areas where ACBM has been identified. Also, periodic surveillance documentation and any summary reports from any response actions that are executed at the school should be used to update the Management Plan.

III. METHODOLOGY

Tasks performed on-site included the following:

1. Review current management plan, identify HA(s) and extract appropriate information.
2. Examine and verify abatement records.
3. Touch and visually and physically reinspect and reassess the condition of all friable known or assumed ACBM.
4. Touch and visually and physically reinspect all non-friable known or assumed ACBM to determine whether these materials have become friable since the last inspection or periodic surveillance.
5. Identify any condition changes that may affect Hazard ranking of known ACBM or Assumed ACBM, as well as any HA(s) that have become friable since the last reinspection.
6. Collect bulk samples from each newly discovered friable HA or previously assumed and submit for laboratory analysis.
7. Tabulate reinspection findings and submit for management planner review and recommendations with appropriate response actions based on the AHERA Damage Category of the ACBM.
8. Submit reinspection findings and management planner recommendations to the LEA within thirty (30) days for inclusion into the management plan.

IV. ABATEMENT HISTORY

The information collected from the existing management plan and inspection report(s) and from interviews with the school official revealed that the following asbestos abatement was conducted at the school since the previous Three year Reinspection.

Abatement Dates:

V. REASSESSMENTS AND RECOMMENDATIONS

The reassessments and recommendations are summarized in Tables I and II on the following pages. Detailed Hazard Assessment Sheets and Drawings and Photos (if applicable) are included in Appendix A.

VI. CONCLUSIONS

The Building Three-Year reinspection has been completed and response actions have been recommended for both friable and non-friable ACBM. A timely execution of the response actions recommended will enable the LEA and the Designated Person(s) to effectively manage the existing ACBM.

This three-year reinspection report should be inserted in the current Management plan at the CPS Central Office, and one (1) copy should be kept at the school for use when planning any renovation and/or demolition activities in areas where ACBM has been identified. Also, periodic surveillance documentation and any summary reports from any response actions that are executed at the school should be used to update the Management Plan.

III. METHODOLOGY

Tasks performed on-site included the following:

1. Review current management plan, identify HA(s) and extract appropriate information.
2. Examine and verify abatement records.
3. Touch and visually and physically reinspect and reassess the condition of all friable known or assumed ACBM.
4. Touch and visually and physically reinspect all non-friable known or assumed ACBM to determine whether these materials have become friable since the last inspection or periodic surveillance.
5. Identify any condition changes that may affect Hazard ranking of known ACBM or Assumed ACBM, as well as any HA(s) that have become friable since the last reinspection.
6. Collect bulk samples from each newly discovered friable HA or previously assumed and submit for laboratory analysis.
7. Tabulate reinspection findings and submit for management planner review and recommendations with appropriate response actions based on the AHERA Damage Category of the ACBM.
8. Submit reinspection findings and management planner recommendations to the LEA within thirty (30) days for inclusion into the management plan.

IV. ABATEMENT HISTORY

The information collected from the existing management plan and inspection report(s) and from interviews with the school official revealed that the following asbestos abatement was conducted at the school since the previous Three year Reinspection.

Abatement Dates:

V. REASSESSMENTS AND RECOMMENDATIONS

The reassessments and recommendations are summarized in Tables I and II on the following pages. Detailed Hazard Assessment Sheets and Drawings and Photos (if applicable) are included in Appendix A.

VI. CONCLUSIONS

The Building Three-Year reinspection has been completed and response actions have been recommended for both friable and non-friable ACBM. A timely execution of the response actions recommended will enable the LEA and the Designated Person(s) to effectively manage the existing ACBM.

This three-year reinspection report should be inserted in the current Management plan at the CPS Central Office, and one (1) copy should be kept at the school for use when planning any renovation and/or demolition activities in areas where ACBM has been identified. Also, periodic surveillance documentation and any summary reports from any response actions that are executed at the school should be used to update the Management Plan.

III. METHODOLOGY

Tasks performed on-site included the following:

1. Review current management plan, identify HA(s) and extract appropriate information.
2. Examine and verify abatement records.
3. Touch and visually and physically reinspect and reassess the condition of all friable known or assumed ACBM.
4. Touch and visually and physically reinspect all non-friable known or assumed ACBM to determine whether these materials have become friable since the last inspection or periodic surveillance.
5. Identify any condition changes that may affect Hazard ranking of known ACBM or Assumed ACBM, as well as any HA(s) that have become friable since the last reinspection.
6. Collect bulk samples from each newly discovered friable HA or previously assumed and submit for laboratory analysis.
7. Tabulate reinspection findings and submit for management planner review and recommendations with appropriate response actions based on the AHERA Damage Category of the ACBM.
8. Submit reinspection findings and management planner recommendations to the LEA within thirty (30) days for inclusion into the management plan.

IV. ABATEMENT HISTORY

The information collected from the existing management plan and inspection report(s) and from interviews with the school official revealed that the following asbestos abatement was conducted at the school since the previous Three year Reinspection.

Abatement Dates:

V. REASSESSMENTS AND RECOMMENDATIONS

The reassessments and recommendations are summarized in Tables I and II on the following pages. Detailed Hazard Assessment Sheets and Drawings and Photos (if applicable) are included in Appendix A.

VI. CONCLUSIONS

The Building Three-Year reinspection has been completed and response actions have been recommended for both friable and non-friable ACBM. A timely execution of the response actions recommended will enable the LEA and the Designated Person(s) to effectively manage the existing ACBM.

This three-year reinspection report should be inserted in the current Management plan at the CPS Central Office, and one (1) copy should be kept at the school for use when planning any renovation and/or demolition activities in areas where ACBM has been identified. Also, periodic surveillance documentation and any summary reports from any response actions that are executed at the school should be used to update the Management Plan.

III. METHODOLOGY

Tasks performed on-site included the following:

1. Review current management plan, identify HA(s) and extract appropriate information.
2. Examine and verify abatement records.
3. Touch and visually and physically reinspect and reassess the condition of all friable known or assumed ACBM.
4. Touch and visually and physically reinspect all non-friable known or assumed ACBM to determine whether these materials have become friable since the last inspection or periodic surveillance.
5. Identify any condition changes that may affect Hazard ranking of known ACBM or Assumed ACBM, as well as any HA(s) that have become friable since the last reinspection.
6. Collect bulk samples from each newly discovered friable HA or previously assumed and submit for laboratory analysis.
7. Tabulate reinspection findings and submit for management planner review and recommendations with appropriate response actions based on the AHERA Damage Category of the ACBM.
8. Submit reinspection findings and management planner recommendations to the LEA within thirty (30) days for inclusion into the management plan.

IV. ABATEMENT HISTORY

The information collected from the existing management plan and inspection report(s) and from interviews with the school official revealed that the following asbestos abatement was conducted at the school since the previous Three year Reinspection.

Abatement Dates:

V. REASSESSMENTS AND RECOMMENDATIONS

The reassessments and recommendations are summarized in Tables I and II on the following pages. Detailed Hazard Assessment Sheets and Drawings and Photos (if applicable) are included in Appendix A.

VI. CONCLUSIONS

The Building Three-Year reinspection has been completed and response actions have been recommended for both friable and non-friable ACBM. A timely execution of the response actions recommended will enable the LEA and the Designated Person(s) to effectively manage the existing ACBM.

This three-year reinspection report should be inserted in the current Management plan at the CPS Central Office, and one (1) copy should be kept at the school for use when planning any renovation and/or demolition activities in areas where ACBM has been identified. Also, periodic surveillance documentation and any summary reports from any response actions that are executed at the school should be used to update the Management Plan.

III. METHODOLOGY

Tasks performed on-site included the following:

1. Review current management plan, identify HA(s) and extract appropriate information.
2. Examine and verify abatement records.
3. Touch and visually and physically reinspect and reassess the condition of all friable known or assumed ACBM.
4. Touch and visually and physically reinspect all non-friable known or assumed ACBM to determine whether these materials have become friable since the last inspection or periodic surveillance.
5. Identify any condition changes that may affect Hazard ranking of known ACBM or Assumed ACBM, as well as any HA(s) that have become friable since the last reinspection.
6. Collect bulk samples from each newly discovered friable HA or previously assumed and submit for laboratory analysis.
7. Tabulate reinspection findings and submit for management planner review and recommendations with appropriate response actions based on the AHERA Damage Category of the ACBM.
8. Submit reinspection findings and management planner recommendations to the LEA within thirty (30) days for inclusion into the management plan.

IV. ABATEMENT HISTORY

The information collected from the existing management plan and inspection report(s) and from interviews with the school official revealed that the following asbestos abatement was conducted at the school since the previous Three year Reinspection.

Abatement Dates:

V. REASSESSMENTS AND RECOMMENDATIONS

The reassessments and recommendations are summarized in Tables I and II on the following pages. Detailed Hazard Assessment Sheets and Drawings and Photos (if applicable) are included in Appendix A.

VI. CONCLUSIONS

The Building Three-Year reinspection has been completed and response actions have been recommended for both friable and non-friable ACBM. A timely execution of the response actions recommended will enable the LEA and the Designated Person(s) to effectively manage the existing ACBM.

This three-year reinspection report should be inserted in the current Management plan at the CPS Central Office, and one (1) copy should be kept at the school for use when planning any renovation and/or demolition activities in areas where ACBM has been identified. Also, periodic surveillance documentation and any summary reports from any response actions that are executed at the school should be used to update the Management Plan.

III. METHODOLOGY

Tasks performed on-site included the following:

1. Review current management plan, identify HA(s) and extract appropriate information.
2. Examine and verify abatement records.
3. Touch and visually and physically reinspect and reassess the condition of all friable known or assumed ACBM.
4. Touch and visually and physically reinspect all non-friable known or assumed ACBM to determine whether these materials have become friable since the last inspection or periodic surveillance.
5. Identify any condition changes that may affect Hazard ranking of known ACBM or Assumed ACBM, as well as any HA(s) that have become friable since the last reinspection.
6. Collect bulk samples from each newly discovered friable HA or previously assumed and submit for laboratory analysis.
7. Tabulate reinspection findings and submit for management planner review and recommendations with appropriate response actions based on the AHERA Damage Category of the ACBM.
8. Submit reinspection findings and management planner recommendations to the LEA within thirty (30) days for inclusion into the management plan.

IV. ABATEMENT HISTORY

The information collected from the existing management plan and inspection report(s) and from interviews with the school official revealed that the following asbestos abatement was conducted at the school since the previous Three year Reinspection.

Abatement Dates:

V. REASSESSMENTS AND RECOMMENDATIONS

The reassessments and recommendations are summarized in Tables I and II on the following pages. Detailed Hazard Assessment Sheets and Drawings and Photos (if applicable) are included in Appendix A.

VI. CONCLUSIONS

The Building Three-Year reinspection has been completed and response actions have been recommended for both friable and non-friable ACBM. A timely execution of the response actions recommended will enable the LEA and the Designated Person(s) to effectively manage the existing ACBM.

This three-year reinspection report should be inserted in the current Management plan at the CPS Central Office, and one (1) copy should be kept at the school for use when planning any renovation and/or demolition activities in areas where ACBM has been identified. Also, periodic surveillance documentation and any summary reports from any response actions that are executed at the school should be used to update the Management Plan.

III. METHODOLOGY

Tasks performed on-site included the following:

1. Review current management plan, identify HA(s) and extract appropriate information.
2. Examine and verify abatement records.
3. Touch and visually and physically reinspect and reassess the condition of all friable known or assumed ACBM.
4. Touch and visually and physically reinspect all non-friable known or assumed ACBM to determine whether these materials have become friable since the last inspection or periodic surveillance.
5. Identify any condition changes that may affect Hazard ranking of known ACBM or Assumed ACBM, as well as any HA(s) that have become friable since the last reinspection.
6. Collect bulk samples from each newly discovered friable HA or previously assumed and submit for laboratory analysis.
7. Tabulate reinspection findings and submit for management planner review and recommendations with appropriate response actions based on the AHERA Damage Category of the ACBM.
8. Submit reinspection findings and management planner recommendations to the LEA within thirty (30) days for inclusion into the management plan.

IV. ABATEMENT HISTORY

The information collected from the existing management plan and inspection report(s) and from interviews with the school official revealed that the following asbestos abatement was conducted at the school since the previous Three year Reinspection.

Abatement Dates:

V. REASSESSMENTS AND RECOMMENDATIONS

The reassessments and recommendations are summarized in Tables I and II on the following pages. Detailed Hazard Assessment Sheets and Drawings and Photos (if applicable) are included in Appendix A.

VI. CONCLUSIONS

The Building Three-Year reinspection has been completed and response actions have been recommended for both friable and non-friable ACBM. A timely execution of the response actions recommended will enable the LEA and the Designated Person(s) to effectively manage the existing ACBM.

This three-year reinspection report should be inserted in the current Management plan at the CPS Central Office, and one (1) copy should be kept at the school for use when planning any renovation and/or demolition activities in areas where ACBM has been identified. Also, periodic surveillance documentation and any summary reports from any response actions that are executed at the school should be used to update the Management Plan.

III. METHODOLOGY

Tasks performed on-site included the following:

1. Review current management plan, identify HA(s) and extract appropriate information.
2. Examine and verify abatement records.
3. Touch and visually and physically reinspect and reassess the condition of all friable known or assumed ACBM.
4. Touch and visually and physically reinspect all non-friable known or assumed ACBM to determine whether these materials have become friable since the last inspection or periodic surveillance.
5. Identify any condition changes that may affect Hazard ranking of known ACBM or Assumed ACBM, as well as any HA(s) that have become friable since the last reinspection.
6. Collect bulk samples from each newly discovered friable HA or previously assumed and submit for laboratory analysis.
7. Tabulate reinspection findings and submit for management planner review and recommendations with appropriate response actions based on the AHERA Damage Category of the ACBM.
8. Submit reinspection findings and management planner recommendations to the LEA within thirty (30) days for inclusion into the management plan.

IV. ABATEMENT HISTORY

The information collected from the existing management plan and inspection report(s) and from interviews with the school official revealed that the following asbestos abatement was conducted at the school since the previous Three year Reinspection.

Abatement Dates:

V. REASSESSMENTS AND RECOMMENDATIONS

The reassessments and recommendations are summarized in Tables I and II on the following pages. Detailed Hazard Assessment Sheets and Drawings and Photos (if applicable) are included in Appendix A.

VI. CONCLUSIONS

The Building Three-Year reinspection has been completed and response actions have been recommended for both friable and non-friable ACBM. A timely execution of the response actions recommended will enable the LEA and the Designated Person(s) to effectively manage the existing ACBM.

This three-year reinspection report should be inserted in the current Management plan at the CPS Central Office, and one (1) copy should be kept at the school for use when planning any renovation and/or demolition activities in areas where ACBM has been identified. Also, periodic surveillance documentation and any summary reports from any response actions that are executed at the school should be used to update the Management Plan.

Table I
Inspector's Reinspection Findings

Chicago Public Schools

School Hitch School **Unit** 23811 **Building ID** 4010

Address 5625 N McVicker Avenue **Region** 01

ASBESTOS REINSPECTION FINDINGS AND RECOMMENDATIONS

Inspector's Reinspection Findings Table 1

Managing Environmental Consultant (MEC) Specialty Consulting, Inc.

2942 W. Van Buren Street Chicago, IL, 60612

Phone: (312) 319-7575 Fax: (312) 319-7580

Inspector's Comments are Summarized at the End of the Report

HA No	Material Description	Material Quantity	Material Units	Material Location	Asbestos Type	Material Category	Friable	Damage Type	Damage Quantity	Damage Units	Change in Assessment Category	Damage Category	Damage Reason	Disturbance Potential
-------	----------------------	-------------------	----------------	-------------------	---------------	-------------------	---------	-------------	-----------------	--------------	-------------------------------	-----------------	---------------	-----------------------

Chicago Public Schools

School Hitch School **Unit** 23811 **Building ID** 4010

Address 5625 N McVicker Avenue **Region** 01

ASBESTOS REINSPECTION FINDINGS AND RECOMMENDATIONS

Inspector's Reinspection Findings Table 1

Managing Environmental Consultant (MEC) Specialty Consulting, Inc.

2942 W. Van Buren Street Chicago, IL, 60612

Phone: (312) 319-7575 Fax: (312) 319-7580

Inspector's Comments are Summarized at the End of the Report

Reinspection Date <u>2/6/2025</u>
Inspector Name <u>David Avila</u>
<u>100-110935/15/2026</u>
Inspector's IDPH License Number / Expiration Date

Inspector's Comments

HA Number:	Inspector Comments:
-------------------	----------------------------

Table II

Management Planner's Review

Chicago Public Schools

School Hitch School
Address 5625 N McVicker Avenue

Unit 23811
Chicago, IL, 60646

Building ID 4010
Region 01

ASBESTOS REINSPECTION FINDINGS AND RECOMMENDATIONS

Management Planner's Review Table II

Managing Environmental Consultant (MEC) Specialty Consulting, Inc.

2942 W. Van Buren Street
Chicago, IL, 60612

Phone: (312) 319-7575 Fax: (312) 319-7580

Management Planner's Comments Summarized at the End of the Report

HA Num	Material Description	Material Quantity	Material Units	Material Location	Asbestos Type	Material Category	Friable	Damage Quantity	Damage Units	Damage Category	Response
	9"x9" Light Green w/ Black & White Streaks VFT (Abated)			1st Floor Corridor (Abated)	Abated	MISC					
	9"x9" Brown w/ White Speckles VFT	600	SF	Room 209 (under carpet) (Under HA 24 & 25)	Chrysotile	MISC	No	0	SF	6 ACBM with the potential for damage	Follow O&M Plan
	12"x12" Brown w/ Speckles VFT - NOT OBSERVED	600	SF	Room 206 (under carpet)	Assumed	MISC	No	0	SF	6 ACBM with the potential for damage	Follow O&M Plan
	9"x9" Green Vinyl Floor Tile - NOT OBSERVED	750	SF	Room 106 (under carpet) and Room 113 (under carpet)	Chrysotile	MISC	No	0	SF	6 ACBM with the potential for damage	Follow O&M Plan
	9"x9" Light Green w/ Black & White Streaks VFT Mastic (Abated)			1st Floor Corridor (Abated)	Abated	MISC					
	9"x9" Brown w/ White Speckles VFT Mastic - NOT OBSERVED	600	SF	Room 209 (under carpet)	Chrysotile	MISC	No	0	SF	6 ACBM with the potential for damage	Follow O&M Plan
	12"x12" Brown w/ Speckles VFT Mastic - NOT OBSERVED	600	SF	Room 206 (under carpet)	Assumed	MISC	No	0	SF	6 ACBM with the potential for damage	Follow O&M Plan
	9"x9" Green Vinyl Floor Tile Mastic - NOT OBSERVED	750	SF	Room 113 and 106 (under carpet)	Chrysotile	MISC	No	0	SF	6 ACBM with the potential for damage	Follow O&M Plan
	12"x12" White w/ Dark Speckles VFT	250	SF	2nd Floor corridor next to elevator	Assumed	MISC	No	0	SF	6 ACBM with the potential for damage	Follow O&M Plan
	12"x12" White w/ Dark Speckles VFT Mastic	250	SF	2nd Floor corridor next to elevator	Assumed	MISC	No	0	SF	6 ACBM with the potential for damage	Follow O&M Plan
	12"x12" White w/ Speckles VFT - NOT OBSERVED	600	SF	Room 206 (under carpet)	Assumed	MISC	No	0	SF	6 ACBM with the potential for damage	Follow O&M Plan
	12"x12" White w/ Speckles VFT Mastic - NOT OBSERVED	600	SF	Room 206 (under carpet)	Assumed	MISC	No	0	SF	6 ACBM with the potential for damage	Follow O&M Plan
	12"x12" White w/ Brown Speckles VFT	500	SF	Main Office Copy Room	Assumed	MISC	No	0	SF	6 ACBM with the potential for damage	Follow O&M Plan
	12"x12" White w/ Brown Speckles VFT Mastic	500	SF	Main Office Copy Room	Assumed	MISC	No	0	SF	6 ACBM with the potential for damage	Follow O&M Plan
	12"x12" Light Tan w/ White Speckles VFT	1,000	SF	Rooms 109 and 110 and the MDF Room, Engineers Office	Assumed	MISC	No	0	SF	6 ACBM with the potential for damage	Follow O&M Plan
	12"x12" Light Tan w/ White Speckles VFT Mastic	1,000	SF	Rooms 109 and 110 and the MDF Room, Engineers Office	Assumed	MISC	No	0	SF	6 ACBM with the potential for damage	Follow O&M Plan
	12"x12" Tan w/ Gray Streaks Vinyl Floor Tile	500	SF	1st Floor Faculty Room	Assumed	MISC	No	0	SF	6 ACBM with the potential for damage	Follow O&M Plan
	12"x12" Tan w/ Gray Streaks VFT Mastic	500	SF	1st Floor Faculty Room	Chrysotile	MISC	No	0	SF	6 ACBM with the potential for damage	Follow O&M Plan
	9"x9" Tan w/ White & Black Streaks VFT - Abated			1st Floor Corridor (Abated) and 2nd Floor Corridor (Abated)	Abated	MISC					
	9"x9" Tan w/ White & Black Streaks VFT Mastic - Abated			1st Floor Corridor (Abated) and 2nd Floor Corridor (Abated)	Abated	MISC					
	12"x12" Beige w/ Tan Streaks VFT	6,000	SF	2nd Floor Corridor	Assumed	MISC	No	0	SF	6 ACBM with the potential for damage	Follow O&M Plan

Chicago Public Schools

School Hitch School
Address 5625 N McVicker Avenue

Unit 23811
Chicago, IL, 60646

Building ID 4010
Region 01

ASBESTOS REINSPECTION FINDINGS AND RECOMMENDATIONS

Management Planner's Review Table II

Managing Environmental Consultant (MEC) Specialty Consulting, Inc.

2942 W. Van Buren Street
Chicago, IL, 60612

Phone: (312) 319-7575 Fax: (312) 319-7580

Management Planner's Comments Summarized at the End of the Report

HA Num	Material Description	Material Quantity	Material Units	Material Location	Asbestos Type	Material Category	Friable	Damage Quantity	Damage Units	Damage Category	Response
	12"x12" Beige w/ Tan Streaks VFT Mastic	6,000	SF	2nd Floor Corridor	Assumed	MISC	No	0	SF	6 ACBM with the potential for damage	Follow O&M Plan
	12"x12" Gray w/ White Streaks VFT	1,000	SF	Room 209 (not observed)	Assumed	MISC	No	0	SF	6 ACBM with the potential for damage	Follow O&M Plan
	12"x12" Gray w/ White Streaks VFT Mastic	1,000	SF	Room 209 (not observed)	Assumed	MISC	No	0	SF	6 ACBM with the potential for damage	Follow O&M Plan
	Carpet Mastic	5,000	SF	Rooms 106, 113, 206 and the Auditorium	Assumed	MISC	No	0	SF	6 ACBM with the potential for damage	Follow O&M Plan
	Wire Insulation Associated With All Heaters	1,000	LF	1st & 2nd Floors Boys & Girls Restrooms, Rooms 214, 206, Gym Office, 1st Floor Teachers Lounge, Janitor's Closet in Boiler Room	Chrysotile	MISC	No	0	LF	6 ACBM with the potential for damage	Follow O&M Plan
	Wire Insulation Associated With Gym Lights At Ceiling -NOT OBSERVED	1,000	LF	Gym	Chrysotile	MISC	No	0	LF	6 ACBM with the potential for damage	Follow O&M Plan
	Terrazzo	2,500	SF	Vestibules, All Stairwells, 1st and 2nd Floor Corridors Borders, Auditorium Vestibule & Stairs, Room 110 Back Entry & Room 213	Assumed	MISC	No	0	SF	6 ACBM with the potential for damage	Follow O&M Plan
	Drywall, Tape and Compound	500	SF	Wall Between 109 and 110, 1st Floor MDF Room	Assumed	MISC	No	0	SF	6 ACBM with the potential for damage	Follow O&M Plan
	Fire Doors	3	EA	Off of 2nd Floor Hall Leading to Teacher's Restroom	Assumed	MISC	No	0	EA	6 ACBM with the potential for damage	Follow O&M Plan
	Fire Doors	52	EA	Throughout	Assumed	MISC	No	0	EA	6 ACBM with the potential for damage	Follow O&M Plan
	Fire Doors	10	EA	Boiler Room, Fan Room and Air Tunnel	Assumed	MISC	No	0	EA	6 ACBM with the potential for damage	Follow O&M Plan
	Ornamental Plaster	800	SF	Assembly Hall	Assumed	SURFACE	No	0	SF	6 ACBM with the potential for damage	Follow O&M Plan
	12"x12" Off-White w/Orange and Brown Speckles VFT	200	SF	2nd Floor Room Annex	Assumed	MISC	No	0	SF	6 ACBM with the potential for damage	Follow O&M Plan
	12"x12" Off-White w/Orange and Brown Specs VFT Mastic	200	SF	2nd Floor Room Annex	Assumed	MISC	No	0	SF	6 ACBM with the potential for damage	Follow O&M Plan
	Pink Insulation - NOT OBSERVED	2,400	SF	Attic	Assumed	SURFACE	Yes	0	SF	6 ACBM with the potential for damage	Follow O&M Plan
	4'x4' Ceiling Tile	150	SF	Library (room 206)	Assumed	MISC	Yes	0	SF	6 ACBM with the potential for damage	Follow O&M Plan
	Vinyl Baseboard Mastic	1,500	LF	Throughout Annex Building	Assumed	MISC	No	0	LF	6 ACBM with the potential for damage	Follow O&M Plan
	2'x2' Ceiling Tile	2,000	SF	Throughout Annex Building	Assumed	MISC	Yes	0	SF	6 ACBM with the potential for damage	Follow O&M Plan
	Blue/Green Linoleum	400	SF	Men's and Women's Washrooms - Annex Building	Assumed	MISC	No	0	SF	6 ACBM with the potential for damage	Follow O&M Plan
	Blue/Green Linoleum Mastic	400	SF	Men's and Women's Washrooms - Annex Building	Assumed	MISC	No	0	SF	6 ACBM with the potential for damage	Follow O&M Plan

Chicago Public Schools

School Hitch School
Address 5625 N McVicker Avenue

Unit 23811
Chicago, IL, 60646

Building ID 4010
Region 01

ASBESTOS REINSPECTION FINDINGS AND RECOMMENDATIONS

Management Planner's Review Table II

Managing Environmental Consultant (MEC) Specialty Consulting, Inc.

2942 W. Van Buren Street
Chicago, IL, 60612

Phone: (312) 319-7575

Fax: (312) 319-7580

Management Planner's Comments Summarized at the End of the Report

HA Num	Material Description	Material Quantity	Material Units	Material Location	Asbestos Type	Material Category	Friable	Damage Quantity	Damage Units	Damage Category	Response
	12"x12" Beige Streaked VFT	2,000	SF	Throughout Annex Building	Assumed	MISC	No	0	SF	6 ACBM with the potential for damage	Follow O&M Plan
	12"x12" Beige Streaked VFT Mastic	2,000	SF	Throughout Annex Building	Assumed	MISC	No	0	SF	6 ACBM with the potential for damage	Follow O&M Plan
	12"x12" Dark Gray w/ Specs VFT	400	SF	Room 209	Assumed	MISC	No	0	SF	6 ACBM with the potential for damage	Follow O&M Plan
	12"x12" Dark Gray w/ Specs VFT Mastic	400	SF	Room 209	Assumed	MISC	No	0	SF	6 ACBM with the potential for damage	Follow O&M Plan
	12"x12" White w/ Beige Specs VFT	400	SF	Room 209	Assumed	MISC	No	0	SF	6 ACBM with the potential for damage	Follow O&M Plan
	12"x12" White w/ Beige Specs VFT Mastic	400	SF	Room 209	Assumed	MISC	No	0	SF	6 ACBM with the potential for damage	Follow O&M Plan
	12"x12" Black w/ White Specs VFT	100	SF	Door #7 Vestibule	Assumed	MISC	No	0	SF	6 ACBM with the potential for damage	Follow O&M Plan
	12"x12" Black w/ White Specs VFT Mastic	100	SF	Door #7 Vestibule	Assumed	MISC	No	0	SF	6 ACBM with the potential for damage	Follow O&M Plan
	12"x12" Yellow w/ Specs VFT	3,000	SF	1st Floor Corridor	Assumed	MISC	No	0	SF	6 ACBM with the potential for damage	Follow O&M Plan
	12"x12" Yellow w/ Specs VFT Mastic	3,000	SF	1st Floor Corridor	Assumed	MISC	No	0	SF	6 ACBM with the potential for damage	Follow O&M Plan
	12"x12" White w/ Gray Specs VFT	3,000	SF	1st Floor Corridor	Assumed	MISC	No	0	SF	6 ACBM with the potential for damage	Follow O&M Plan
	12"x12" White w/ Gray Specs VFT Mastic	3,000	SF	1st Floor Corridor	Assumed	MISC	No	0	SF	6 ACBM with the potential for damage	Follow O&M Plan
	Mudded Joint Packing (MJP) on Fiberglass Pipe Insulation	100	FITTING	Boiler Room and 1st and 2nd Floor North & South Janitors Closets Pipe Chases	Chrysotile	TSI	Yes	0	FITTING	6 ACBM with the potential for damage	Follow O&M Plan
	Aircell Pipe Insulation	370	LF	Tunnel, Shower Room (BR) and Girl's Former Locker Room	Chrysotile	TSI	Yes	0	LF	6 ACBM with the potential for damage	Follow O&M Plan
	Mudded Joint Packing (MJP) on Aircell Pipe Insulation	28	FITTING	Tunnel and Girl's Former Locker Room	Chrysotile	TSI	Yes	0	FITTING	6 ACBM with the potential for damage	Follow O&M Plan
	Cardboard Pipe Insulation	590	LF	Shower Room--NOT OBSERVED, Boiler Room Bathroom and North Janitor's Closet Pipe Chase	Chrysotile	TSI	Yes	0	LF	6 ACBM with the potential for damage	Follow O&M Plan
	Mudded Joint Packing (MJP) on Cardboard Pipe Insulation	70	FITTING	Tunnel, Janitor's Closets Pipe Chases and Girl's Locker Room	Chrysotile	TSI	Yes	0	FITTING	6 ACBM with the potential for damage	Follow O&M Plan
	Tank Insulation - Abated			Boiler Room - Abated	Abated	TSI				7 Any remaining friable ACBM or friable suspect ACBM	
	Spray-On White and Pink Duct Insulation --NOT OBSERVED			Attic Space	No ACBM	SURFACE					
	Boiler Gasket(s) on New Boiler	20	LF	Boiler Room	Assumed	MISC	No	0	LF	6 ACBM with the potential for damage	Follow O&M Plan

Chicago Public Schools

School Hitch School
Address 5625 N McVicker Avenue

Unit 23811
Chicago, IL, 60646

Building ID 4010
Region 01

ASBESTOS REINSPECTION FINDINGS AND RECOMMENDATIONS

Management Planner's Review Table II

Managing Environmental Consultant (MEC) Specialty Consulting, Inc.

2942 W. Van Buren Street
Chicago, IL, 60612

Phone: (312) 319-7575 Fax: (312) 319-7580

Management Planner's Comments Summarized at the End of the Report

Review Date	03/05/2025
Manager Planner Name	Jigar Shah
100-07342	5/15/2026
Manager IDPH License No/Expiration	

HA Number	Management Comments
-----------	---------------------

APPENDIX A

Assessment Sheets, Drawings and Photos

Chicago Public Schools

Specialty Consulting, Inc.
2025 AHERA REINSPECTION

Inspector Assessment Form (REASSESSMENT)

LEA NAME: **Chicago Public Schools** UNIT NUMBER: BUIDLING ID:
CITY/STATE: **Chicago, Illinois** AHERA INSPECTOR:
SCHOOL NAME: INSPECTION DATE:
ADDRESS: IDPH LICENSE NO:

INFORMATION FROM PREVIOUS INSPECTION

HOMOGENEOUS AREA:
MATERIAL DESCRIPTION:
HISTORICAL AHERA DAMAGE CATEGORY **ACBM with the potential for damage**
HISTORICAL DAMAGE REASON:
HISTORICAL RESPONSE ACTION: **Follow O&M Plan**
ASBESTOS TYPE: FRIABLE:

RESULTS OF REINSPECTION AND REASSESSMENT

This homogeneous area was reinspected and reassessed in accordance with Section 763.85 and 763.88 of AHERA and it's condition HAS NOT CHANGED when compared to the conditions of the last AHERA reinspection.

The current AHERA DAMAGE CATEGORY is determined to be . **ACBM with the potential for damage**

DAMAGE REASON:
DISTURBANCE POTENTIAL:
MATERIAL LOCATION:
MATERIAL QUANTITY: MATERIAL UNITS:
DAMAGE QUANTITY: DAMAGE UNITS:
COMMENTS:

Inspector's Signature:



Date: **02/06/2025**

Chicago Public Schools

Specialty Consulting, Inc.
2025 AHERA REINSPECTION

Management Planner Review Form

LEA NAME: **Chicago Public Schools** UNIT NUMBER: BUIDLING ID:
CITY/STATE: **Chicago, Illinois** MANAGEMENT PLANNER:
SCHOOL NAME: REVIEW DATE:
ADDRESS: IDPH LICENSE NO:

HOMOGENEOUS AREA:

MATERIAL DESCRIPTION:

MATERIAL LOCATION:

MATERIAL QUANTITY:

MATERIAL UNITS:

DAMAGE QUANTITY:

DAMAGE UNITS:

In accordance with Sections 763.88 and 763.90 of the Asbestos Hazard Emergency Response Act (AHERA) the LEA must select a management planner to review the results of the inspection and assessment and recommend appropriate response actions. The original inspection of the above identified homogeneous area has been reviewed in accordance with Sections 763.88 and 763.90 with the following recommendations.

The RESPONSE ACTION recommendation is:

Follow O&M Plan

Comments:

Management Planner's Signature: _____



Date: 03/05/2025

Chicago Public Schools

Specialty Consulting, Inc.

2025 AHERA REINSPECTION

APPENDIX B

Inspector and Management Planner Licenses

APPENDIX C

Laboratory Accreditations

APPENDIX D

Laboratory Results

APPENDIX E

Chain of Custody Forms

Three-Year Reinspection Key to Terms

	CODE	KEY
MATERIAL		
	ACBM	Asbestos Containing Building Materials
MATERIAL CATEGORY		
	MISC	Miscellaneous
	SURF	Surfacing
	TSI	Thermal System Insulation
MATERIAL UNITS		
	LF	Linear Feet
	SF	Square Feet
	CF	Cubic Feet
DAMAGE TYPE		
	Loc	Localized
	Dist	Distributed